



Results

Event: Australian Veteran Championships
Dates: 17th October to 24th October 2009
Venue: Hurstville, New South Wales

Table Tennis World

26th Australian Veterans Table Tennis Championships

2009 Order of Merit

Over 40 Men

1	Be Phu Huynh	VIC
2	Max Wellington	QLD
3	Brian Berry	VIC
4	Roy Newcombe	QLD
5	Stephen Mitchell	QLD
6	Lyndon White	NZ
7	Phillip Boyle	VIC
8	Jun Tang	NZ
9	John Lee	TAS
10	Stephen Yallop	QLD

Over 40 Women

1	Annie Ramberg	DEN
2	Xiaoping Sun	CHN
3	Chris Little	NZ
4	Joanna Ma	NZ
5	Andrea McDonnell	QLD
6	Tutty Tanfana	NZ
7	Van Dang	NSW
8	Sabine Westenra	NZ
9	Bernadette Caldwell	QLD
10	Belgin Bennett	VIC

Over 50 Men

1	Wayne Heginbotham	NSW
2	Niels Ramberg	DEN
3	Bill Robson	NSW
4	Craig Campbell	WA
5	Paul Pinkewich	NSW
6	Weng Wait Loke	MAS
7	Jeff Drew	WA
8	Trevor Taylforth	ACT
9	Dave Beaumont	NSW
10	Thomas Samuelsson	QLD

Over 50 Women

1	Roma Chambers	VIC
2	Alice Abbas	SA
3	Ivana Trnka	VIC
4	Lorraine Baker	SA
5	Chris Matthews	SA
6	Lynne McKeough	NSW
7	Margaret Kranz	QLD
8	Leonie Whiteford	NSW
9	Pam Clarke	QLD
10	Jeanne Strong	VIC

Over 60 Men

1	Igor Klaf	VIC
2	Inh Van Le	NSW
3	Mick Wright	VIC
4	Peter Sheedy	VIC
5	Warren Woolcock	VIC
6	Tony Webb	QLD
7	Hans Wetssteyn	NSW
8	Buddy Reid	VIC
9	Michael Ede	VIC
10	William Weinstock	WA

Over 60 Women

1	Cynthia Langley	SA
2	Toyoko Yamamoto	JPN
3	Jill Whisson	QLD
4	Julie Coombes	SA
5	Rose Veerhuis	NSW
6	Val Beaver	NZ
7	Tanya Sulimova	NZ
8	Margaret Mulcahy	VIC
9	Dawn Darwent	SA
10	Pam Tait	VIC

Over 70 Men

1	Gordon Lee	WA
2	Case De Bondt	VIC
3	Roy Cintolo	VIC
4	Ron Hill	QLD
5	Jim Furness	VIC
6	Will Kong	VIC
7	Lionel Hurst	QLD
8	Kevin Cope	NSW
9	Frank Kenny	WA
10	Geoff Benn	TAS

Over 70 Women

1	Betty Bird	SA
2	Lois McConnell	VIC
3	Elaine Edwards	NSW
4	Merle Sneddon	NZ
5	Beryl Davies	NSW
6	Prisca Rosario	VIC
7	Jill Wherry	SA
8	Armida Croccolo-Brugnoli	NSW
9	Shirley Smith	NSW
10	Joan Guggenheim	VIC

Over 75 Men

1	Geoffrey Nesbitt	VIC
2	Tom Boyd	NSW
3	Jack Lindsay	NSW
4	Toney Herbert	QLD
5	Ken Johnson	VIC
6	Gil Tauris	NSW
7	Alan Everitt	WA
8	Bill Sheehan	VIC
9	Gary Luu	VIC
10	Albert Berry	NSW

Table Tennis World

26th Australian Veterans Table Tennis Championships

Over 40 Men's Doubles

SEEDS

- 1 W Heginbotham/B Robson (NSW)
- 2 P C Boyle/B Huynh (VIC)
- 3 B Berry (VIC)/M Wellington (QLD)
- 4 C J Campbell/C Hibbert (WA)
- 5 P Kilmister/S Mitchell (QLD)
- 6 W Ly (NSW)/D Pui (VIC)
- 7 G Lane/R Newcombe (QLD)
- 8 D Beaumont/B Evans (NSW)

TOP HALF




Table Tennis World

26th Australian Veterans Table Tennis Championships

Over 40 Men's Doubles

BOTTOM HALF




Table Tennis World

26th Australian Veterans Table Tennis Championships

Over 40 Men's Singles

SEEDS

- 1 B Huynh (VIC)
- 2 P Pinkewich (NSW)
- 3 C J Campbell (WA)
- 4 W Heginbotham (NSW)
- 5 B Berry (VIC)
- 6 J Drew (WA)
- 7 M Wellington (QLD)
- 8 S Mitchell (QLD)



Table Tennis World

26th Australian Veterans Table Tennis Championships

Over 40 Women's Doubles

SEEDS

- 1 B A Caldwell (QLD)/C Little (NZ)
- 2 A McDonnell/K E T Smith (QLD)
- 3 V Carruthers/R Chambers (VIC)
- 4 A Abbas (SA)/X Sun (CHN)
- 5 B L Bennett (VIC)/W Deng (NSW)
- 6 S Westenra/R Young (NZ)
- 7 L McKeough/L Whiteford (NSW)
- 8 L Baker (SA)/I Trnka (VIC)




Table Tennis World

26th Australian Veterans Table Tennis Championships

Over 40 Women's Singles

SEEDS

- 1 A McDonnell (QLD)
- 2 A Ramberg (DEN)
- 3 X Sun (CHN)
- 4 C Little (NZ)
- 5 I Trnka (VIC)
- 6 K E T Smith (QLD)
- 7 L Whiteford (NSW)
- 8 B L Bennett (VIC)



Table Tennis World

26th Australian Veterans Table Tennis Championships

Over 40 Mixed Doubles

SEEDS

- 1 W Heginbotham (NSW)/A Abbas (SA)
- 2 C J Campbell (WA)/A Ramberg (DEN)
- 3 B Evans/L Whiteford (NSW)
- 4 B Berry/R Chambers (VIC)
- 5 B Huynh/B L Bennett (VIC)
- 6 B Robson (NSW)/A McDonnell (QLD)
- 7 P C Boyle/I Trnka (VIC)
- 8 M Wellington (QLD)/L Baker (SA)

TOP HALF

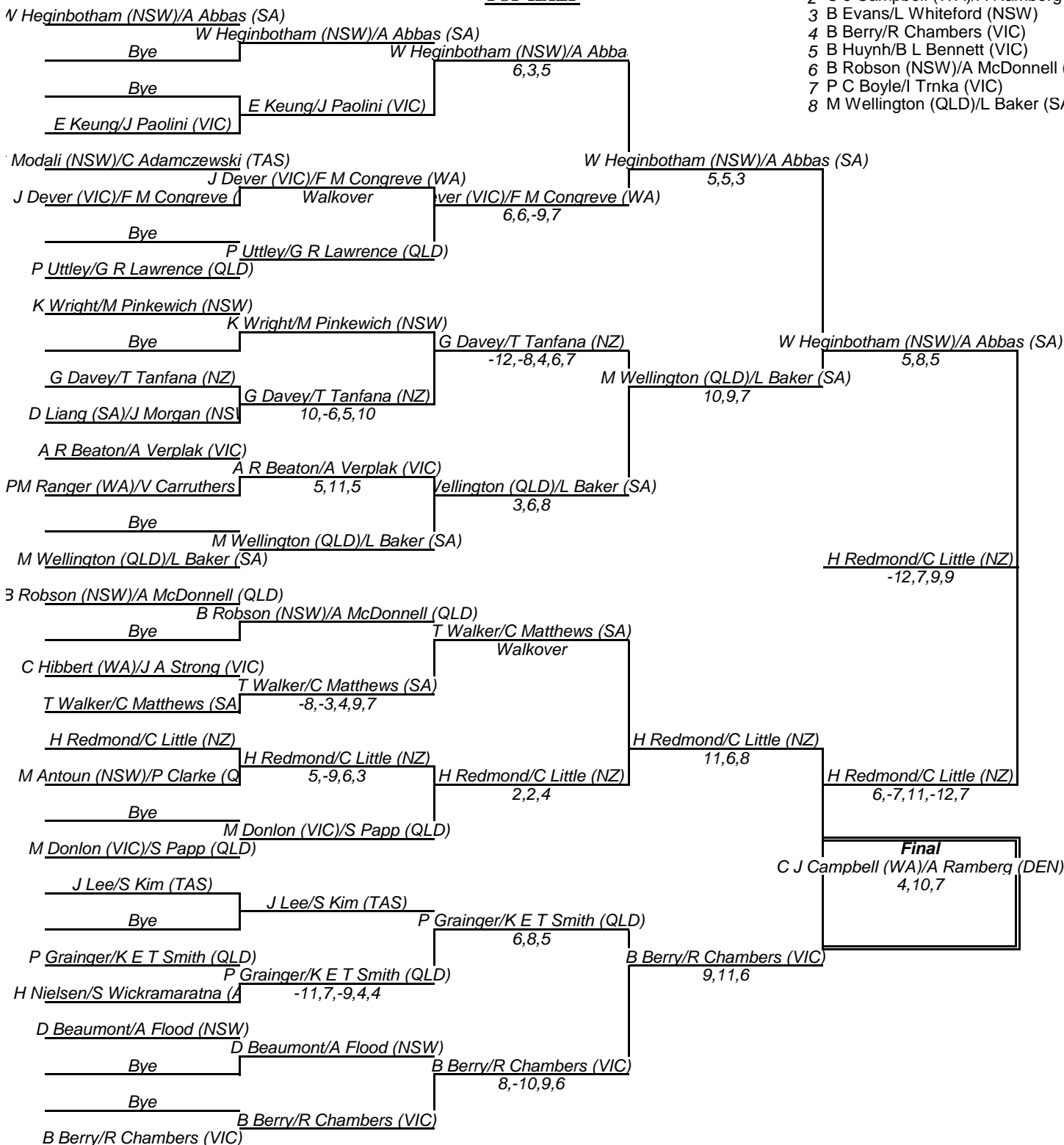


Table Tennis World

26th Australian Veterans Table Tennis Championships

Over 40 Mixed Doubles

BOTTOM HALF




Table Tennis World

26th Australian Veterans Table Tennis Championships

Over 50 Men's Doubles

SEEDS

- 1 W Heginbotham/B Robson (NSW)
- 2 B Berry (VIC)/N Ramberg (DEN)
- 3 C J Campbell/PM Ranger (WA)
- 4 D Schull/T Webb (QLD)
- 5 TL Samuelsson (QLD)/F Wendell (SW)
- 6 D Liang/T Walker (SA)
- 7 P Cheung (QLD)/H Wetsteyn (NSW)
- 8 D Beaumont (NSW)/P Sheedy (VIC)




Table Tennis World

26th Australian Veterans Table Tennis Championships

Over 50 Women's Singles

SEEDS

- 1 C Little (NZ)
- 2 A Ramberg (DEN)
- 3 I Trnka (VIC)
- 4 R Chambers (VIC)
- 5 V Carruthers (VIC)
- 6 L Whiteford (NSW)
- 7 A Abbas (SA)
- 8 L Baker (SA)



Table Tennis World

26th Australian Veterans Table Tennis Championships

Over 50 Mixed Doubles

SEEDS

- 1 C J Campbell (WA)/C Little (NZ)
- 2 B Berry/R Chambers (VIC)
- 3 P Pinkewich (NSW)/A Ramberg (DEN)
- 4 W Heginbotham (NSW)/A Abbas (SA)
- 5 F Wendell (SWE)/V Beaver (NZ)
- 6 T Webb (QLD)/I Trnka (VIC)
- 7 N Ramberg (DEN)/L Baker (SA)
- 8 D Beaumont/L Whiteford (NSW)

TOP HALF




Table Tennis World

26th Australian Veterans Table Tennis Championships

Over 50 Mixed Doubles

BOTTOM HALF




Table Tennis World

26th Australian Veterans Table Tennis Championships

Over 60 Men's Doubles

SEEDS

- 1 B Reid/M Solomons (VIC)
- 2 N Ramberg (DEN)/L Sandmark (SWE)
- 3 I Klaf (VIC)/I Le (NSW)
- 4 W Borkhardt/A Drury (QLD)
- 5 M W Ede/M Wright (VIC)
- 6 K Cole/H Wetsteyn (NSW)
- 7 T Davis (NSW)/H Neubauer (FRA)
- 8 TL Samuelsson (QLD)/F Wendell (SW)




Table Tennis World

26th Australian Veterans Table Tennis Championships

Over 60 Men's Singles

SEEDS

- 1 I Le (NSW)
- 2 N Ramberg (DEN)
- 3 H Neubauer (FRA)
- 4 M Wright (VIC)
- 5 TL Samuelsson (QLD)
- 6 L Sandmark (SWE)
- 7 H Wetsteyn (NSW)
- 8 P Sheedy (VIC)




Table Tennis World

26th Australian Veterans Table Tennis Championships

Over 60 Women's Doubles

SEEDS

- 1 T Ishii/T Yamamoto (JPN)
- 2 C Langley (SA)/J Munn (VIC)
- 3 J Coombes/D Darwent (SA)
- 4 V Beaver/A Roberts (NZ)



Table Tennis World

26th Australian Veterans Table Tennis Championships

Over 60 Mixed Doubles

SEEDS

- 1 I Klaf/J Munn (VIC)
- 2 H Neubauer (FRA)/T Yamamoto (JPN)
- 3 M Wright (VIC)/V Beaver (NZ)
- 4 K Cole (NSW)/C Langley (SA)
- 5 A Drury/J Whisson (QLD)
- 6 T Webb (QLD)/T Ishii (JPN)
- 7 N Ramberg (DEN)/J Coombes (SA)
- 8 I Le (NSW)/L Barker (NZ)




Table Tennis World

26th Australian Veterans Table Tennis Championships

Over 65 Men's Doubles

SEEDS

- 1 C Du (SA)/I Le (NSW)
- 2 W Borkhardt/A Drury (QLD)
- 3 I Klaf/B Reid (VIC)
- 4 H Frohlich/M Wright (VIC)
- 5 K Cole (NSW)/H Neubauer (FRA)
- 6 R Cintolo/J Furness (VIC)
- 7 C De Bondt/F De Bondt (VIC)
- 8 N H Lee (NZ)/L Sandmark (SWE)




Table Tennis World

26th Australian Veterans Table Tennis Championships

Over 65 Men's Singles

SEEDS

- 1 I Klaf (VIC)
- 2 I Le (NSW)
- 3 H Neubauer (FRA)
- 4 M Wright (VIC)
- 5 L Sandmark (SWE)
- 6 B Reid (VIC)
- 7 A Drury (QLD)
- 8 K Cole (NSW)



Table Tennis World

26th Australian Veterans Table Tennis Championships

Over 65 Women's Doubles

SEEDS

- 1 C Langley (SA)/J Munn (VIC)
- 2 T Ishii/T Yamamoto (JPN)
- 3 M Mulcahy/P Tait (VIC)
- 4 A Strack/J Whisson (QLD)




Table Tennis World

26th Australian Veterans Table Tennis Championships

Over 65 Women's Singles

SEEDS

- 1 T Yamamoto (JPN)
- 2 J Munn (VIC)
- 3 C Langley (SA)
- 4 T Ishii (JPN)

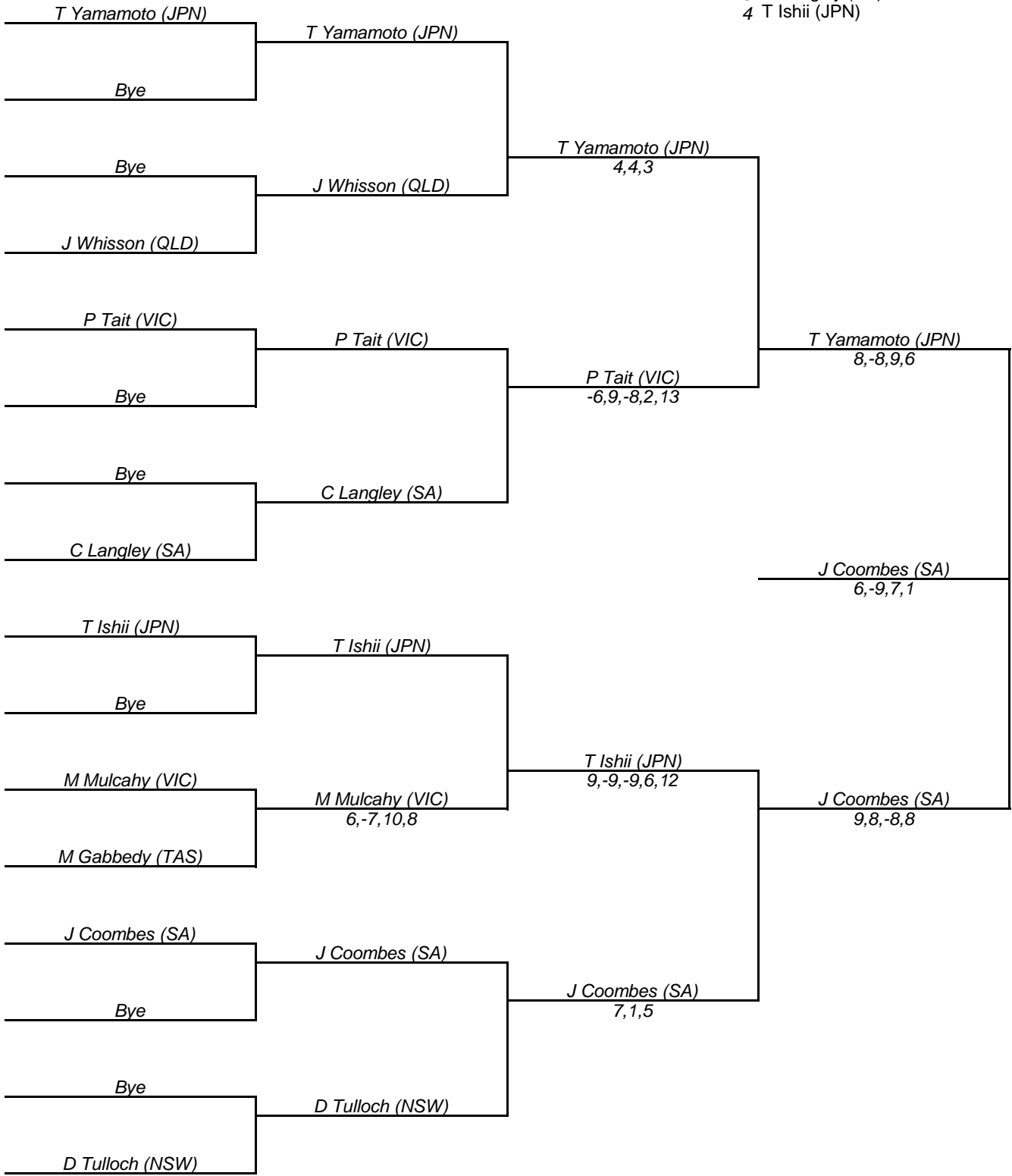


Table Tennis World

26th Australian Veterans Table Tennis Championships

Over 65 Mixed Doubles

SEEDS

- 1 M Wright/P Tait (VIC)
- 2 H Frohlich (VIC)/C Langley (SA)
- 3 I Le (NSW)/T Yamamoto (JPN)
- 4 H Neubauer (FRA)/T Ishii (JPN)
- 5 B Reid/M Mulcahy (VIC)
- 6 A Drury/J Whisson (QLD)
- 7 I Klaf/J Munn (VIC)
- 8 R Cintolo (VIC)/M Sneddon (NZ)




Table Tennis World

26th Australian Veterans Table Tennis Championships

Over 70 Men's Doubles

SEEDS

- 1 C De Bondt/G Nesbitt (VIC)
- 2 T Herbert (QLD)/G Lee (WA)
- 3 J Furness/B Greenwood (VIC)
- 4 R Cintolo/F De Bondt (VIC)
- 5 B R Hall/G Liedtke (VIC)
- 6 A Koenig/K Sands (NSW)
- 7 T Boyd/J Lindsay (NSW)
- 8 G Benn/B J Evans (TAS)




Table Tennis World

26th Australian Veterans Table Tennis Championships

Over 70 Men's Singles

SEEDS

- 1 T Herbert (QLD)
- 2 C De Bondt (VIC)
- 3 R Cintolo (VIC)
- 4 G Lee (WA)
- 5 F De Bondt (VIC)
- 6 J Furness (VIC)
- 7 K Sands (NSW)
- 8 G Benn (TAS)



Table Tennis World

26th Australian Veterans Table Tennis Championships

Over 70 Women's Doubles

SEEDS

- 1 M Mulcahy/P Tait (VIC)
- 2 B Bird (SA)/L McConnell (VIC)
- 3 P Rosario/D Sanders (VIC)
- 4 B Davies (NSW)/M Sneddon (NZ)




Table Tennis World

26th Australian Veterans Table Tennis Championships

Over 70 Women's Singles

SEEDS

- 1 B Bird (SA)
- 2 P Tait (VIC)
- 3 E Edwards (NSW)
- 4 L McConnell (VIC)

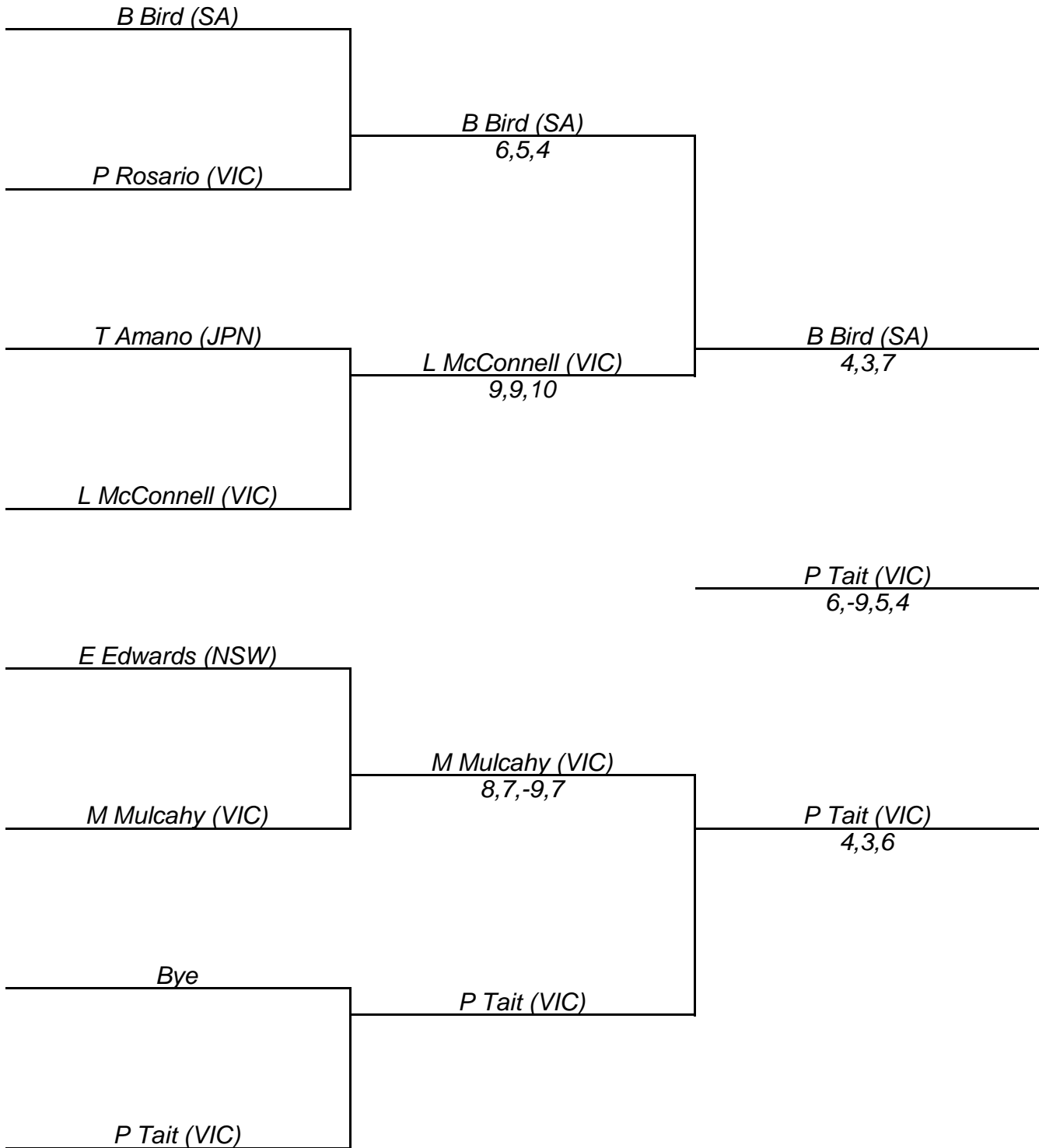


Table Tennis World

26th Australian Veterans Table Tennis Championships

Over 70 Mixed Doubles

SEEDS

- 1 T Herbert (QLD)/B Bird (SA)
- 2 R Cintolo/P Tait (VIC)
- 3 C De Bondt/M Mulcahy (VIC)
- 4 G Nesbitt/P Rosario (VIC)
- 5 J Furness/L McConnell (VIC)
- 6 T Boyd/E Edwards (NSW)
- 7 G Lee (WA)/M Sneddon (NZ)
- 8 K Sands/B Davies (NSW)




Table Tennis World

26th Australian Veterans Table Tennis Championships

Over 75 Men's Doubles

SEEDS

- 1 T Herbert (QLD)/G Nesbitt (VIC)
- 2 D Jones/R Poon (VIC)
- 3 B Greenwood/B Sheehan (VIC)
- 4 T Boyd/J Lindsay (NSW)



Table Tennis World

26th Australian Veterans Table Tennis Championships

Over 75 Men's Singles

SEEDS

- 1 T Herbert (QLD)
- 2 G Nesbitt (VIC)
- 3 D Fitzpatrick (NSW)
- 4 T Boyd (NSW)

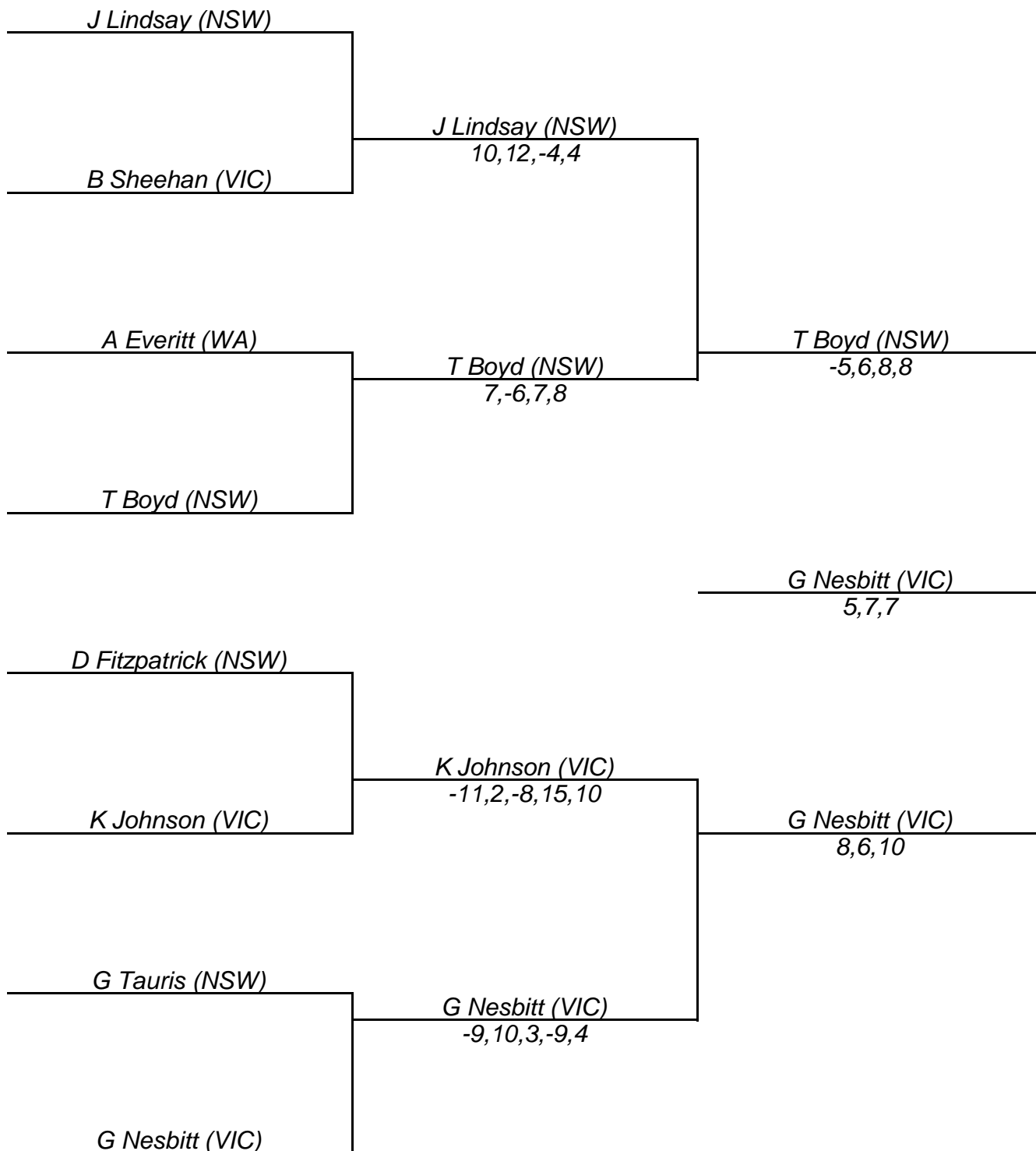


Table Tennis World

26th Australian Veterans Table Tennis Championships

Over 75 Women's Doubles

SEEDS

- 1 P Rosario/D Sanders (VIC)
- 2 B Bird (SA)/J Guggenheim (VIC)

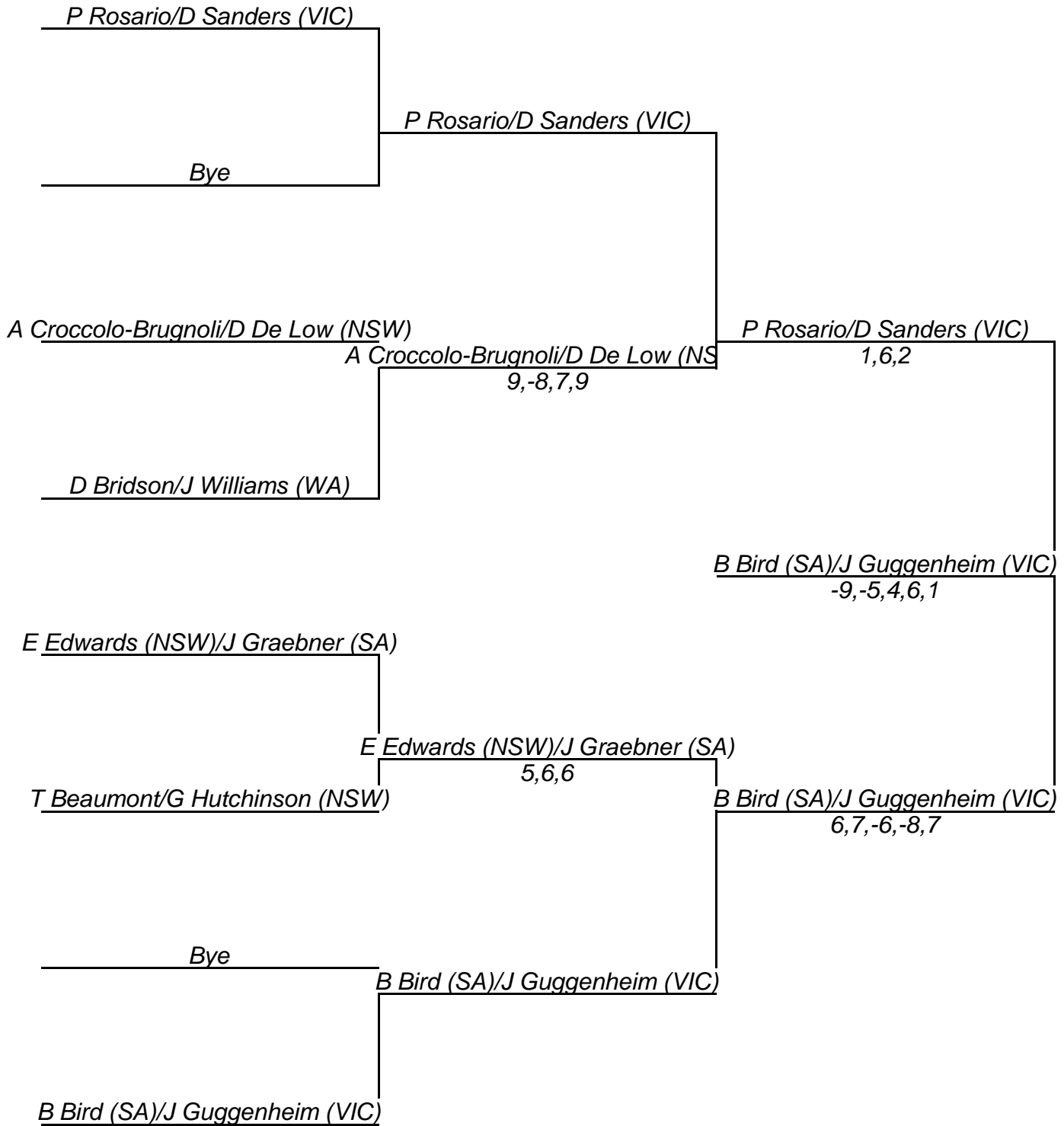


Table Tennis World

26th Australian Veterans Table Tennis Championships

Over 75 Women's Singles

- SEEDS**
 1 B Bird (SA)
 2 D Sanders (VIC)

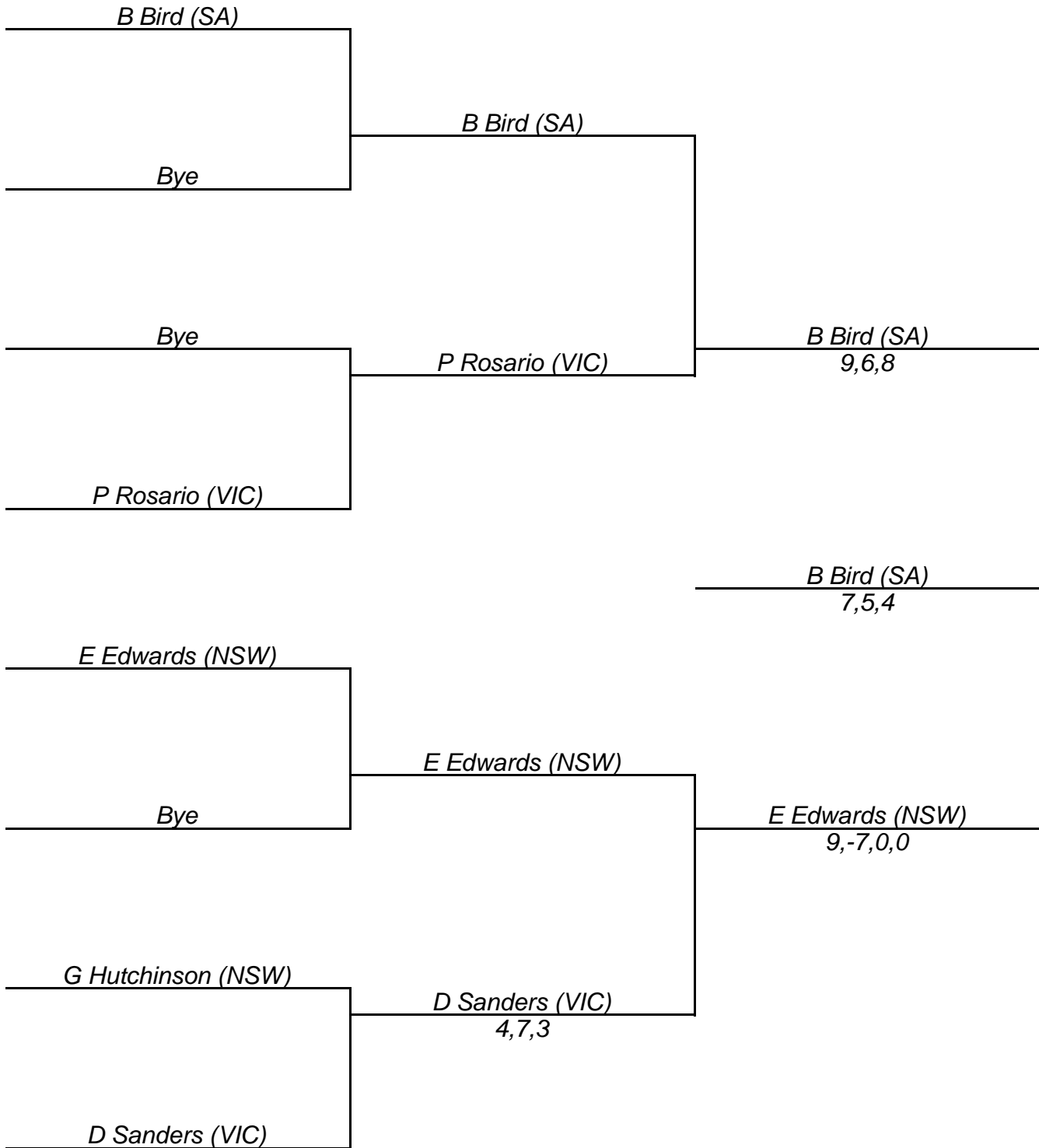


Table Tennis World

26th Australian Veterans Table Tennis Championships

Over 75 Mixed Doubles

SEEDS

- 1 T Boyd/E Edwards (NSW)
- 2 T Herbert (QLD)/B Bird (SA)
- 3 B Sheehan/P Rosario (VIC)
- 4 K Johnson/D Sanders (VIC)

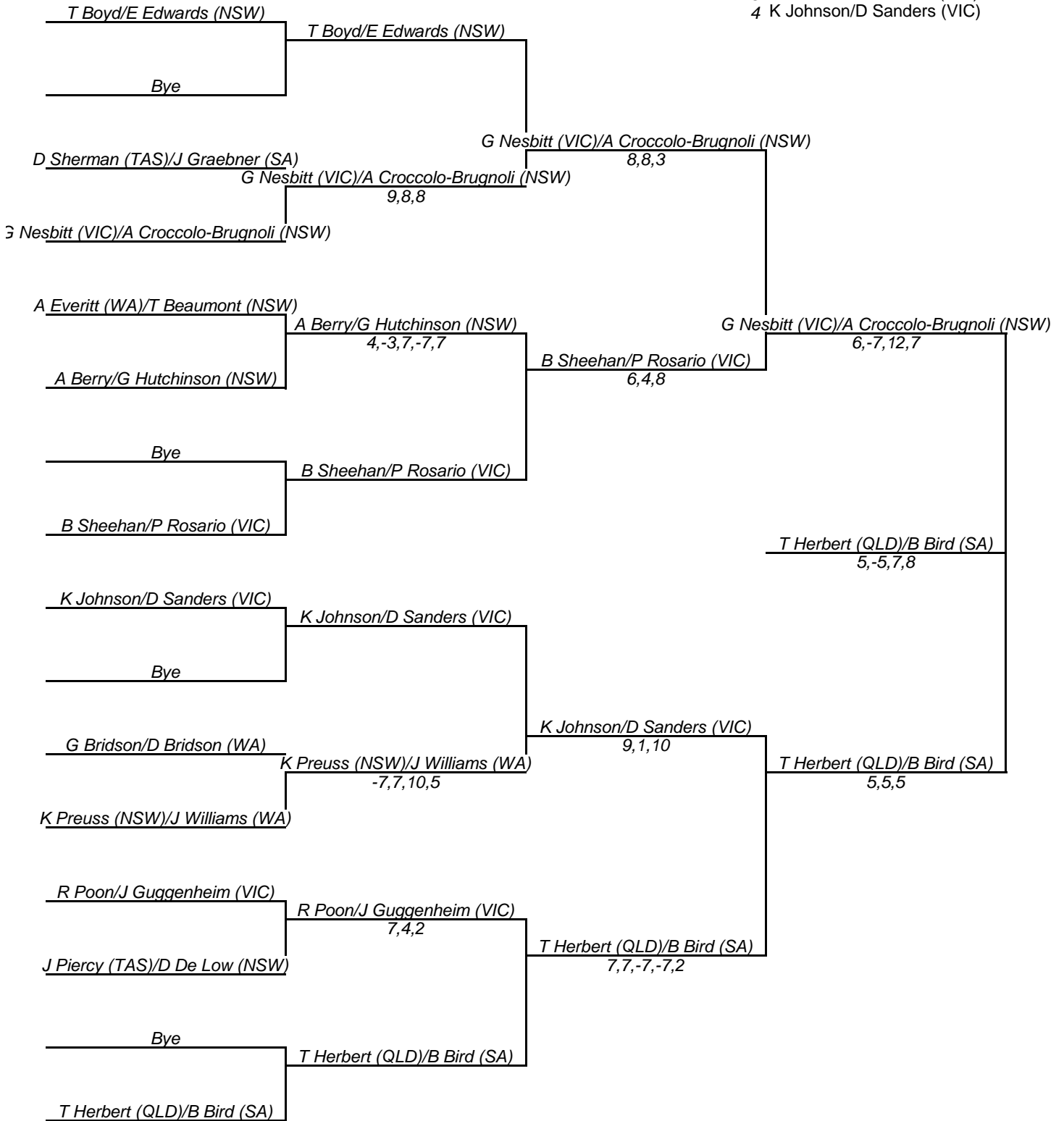


Table Tennis World

26th Australian Veterans Table Tennis Championships

Over 80 Men's Singles

SEEDS

- 1 G Luu (VIC)
- 2 T Boyd (NSW)
- 3 D Jones (VIC)
- 4 R Poon (VIC)

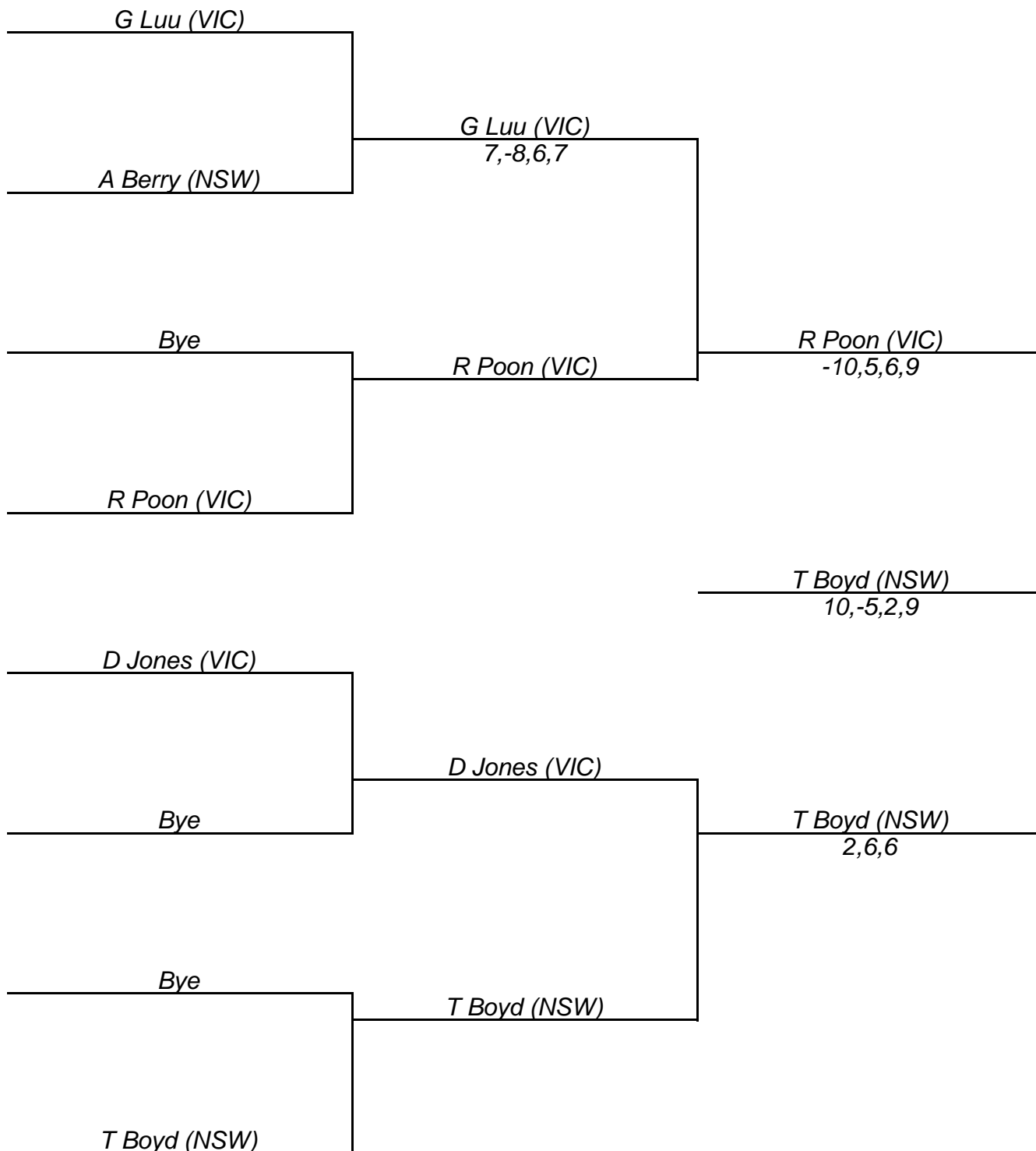


Table Tennis World
26th Australian Veterans Table Tennis Championships

Over 40 Men's Teams

Aust Capital Territory

Quy Cao (C)
Mark Groves
Michael Louey
Brian Peppy

New South Wales "B"

Sonny Dang (C)
Michael Kemp
Michel Khachiki

Presidents "A"

Christopher Hibbert (WA) (C)
Daniel Lee (NSW)
Cary Mullard (NSW)

Queensland

Paul Kilmister
Stephen Mitchell
Roy Newcombe
Max Wellington (C)

South Australia

Keith Allen
Alan Herman
Kevin Malyschko
Nghì Nguyen (C)

Victoria

Brian Berry (C)
Lory Bisiach
Be Phu Huynh
David Pui

New South Wales

Brett Evans (C)
Walter Ly
Tin Ngo
Roger Pham

New Zealand

Lark Brandt
Depak Patel
Jun Tang
Lyndon White (C)

Presidents "B"

Manfred Jnr Elste (VIC) (C)
Paul Moody (NSW)
Keith Tademy (USA)
Peter Williams (NT)

Queensland "B"

Paul Hansen
Gavin Lane (C)
Stephen Yallop
Peng Yu

Tasmania

John Lee
Marshall Muller
Tim Smith (C)

Victoria "B"

Andrew Beaton
Phillip Boyle (C)
Mark Hall
Andrew Moore

Table Tennis World
26th Australian Veterans Table Tennis Championships

Over 40 Women's Teams

New South Wales

Beverley Clackson
Van Dang
Allison Flood
Marie Pinkewich (C)

New Zealand

Chris Little (C)
Tutty Tanfana
Sabine Westenra
Raewyn Young

Presidents

Fiona Congreve (WA)
Joanna Ma (NZ)
Annie Ramberg (DEN) (C)
Xiaoping Sun (CHN)

Queensland "B"

Gillian Lawrence
Ann Sellwood (C)
Jan Yu

Victoria "B"

Verna Ho (C)
Jan Paolini
Eleanor Unthank
Arlene Verplak

New South Wales "B"

Kayoko Govindasamy (C)
Ada Ly
Annie Ly

Northern Territory

Joan Barton
Elfrida Kalich (C)
Natacha Williams

Queensland

Bernadette Caldwell
Andrea McDonnell
Karen Smith (C)

Victoria

Belgin Bennett
Vicki Carruthers (C)
Debbie Wilson

Table Tennis World
26th Australian Veterans Table Tennis Championships

Over 50 Men's Teams

Aust Cap Territory "B"

Song Chen
Julian Goldenberg (C)
Paul Keese
John Leask

Aust Capital Territory

Bryan Harper
Henrik Nielsen
Trevor Taylforth (C)
Wen Ung

New South Wales

Dave Beaumont
Wayne Heginbotham (C)
Paul Pinkewich
Bill Robson

New South Wales "B"

Michael Antoun (C)
Jonathan Evans
Truong Hoang
Ellman Lee

Presidents "A"

Stephen Bruton (NSW)
Robert Gilbert (NSW)
Toong Yeen Lee (NT)
Weng Wait Loke (MAS)
Kevin Wright (NSW)

Presidents "B"

Gregory Davey (NZ)
Peter Dodge (NSW)
Robert Gilbert (NSW)
Murray Hay (NZ) (C)
Sadashiv Modali (NSW)

Presidents "C"

Patrick Ngo (FRA)
Stephen Tai (NSW)
Michael Turner (NSW) (C)
Michael Wood (NSW)

Queensland

Paul Cheung
Peter Grainger
Danny Schull
John Sherriff (C)

Queensland "B"

Terence Denny
Terry Morato
Paul Uttley (C)
Warren Wuttke

Scandinavia

Niels Ramberg (DEN)
Thomas Samuelsson (QLD)
Lars Sandmark (SWE) (C)
Fredrik Wendell (SWE)

South Australia

Jim Coombe
David Liang
David Lowe (C)
Trevor Walker

Tasmania

Chris Carlson (C)
Robert Stringer
Ian Weller

Victoria

Jeffrey Dever (C)
Eddie Keung
Martin Solomons
Phillip Websdale

Victoria "B"

Michael Donlon
Alan Hopkins
Clive Sim (C)

Western Australia

Craig Campbell (C)
Tony Cutchey
Jeff Drew
Philip Ranger

Table Tennis World
26th Australian Veterans Table Tennis Championships

Over 50 Women's Teams

New South Wales

Lynne McKeough
Joylene Morgan
Rosemary Towers
Leonie Whiteford (C)

New South Wales "B"

Sandra Lynch
Jenny Nolan (C)
Marilyn White

Presidents "A"

Glenys Joliffe (ACT) (C)
Jan Tuckwell (VIC)
Suroo Wickramaratna (ACT)

Presidents "B"

Gemma Cutchey (WA) (C)
Anne Hay (NZ)
Saci Papp (QLD)

Queensland

Pam Clarke
Judith Engstrom
Margaret Kranz (C)

South Australia

Alice Abbas (C)
Lorraine Baker
Chris Matthews

Tasmania

Claudya Adamczewski
Judith Bowerman (C)
Sophie Kim

Victoria

Roma Chambers (C)
Jeanne Strong
Ivana Trnka

Victoria "B"

Kathryn Beggs (C)
Patricia Denier
Libby Haughton
Jean Pierce

Table Tennis World
26th Australian Veterans Table Tennis Championships

Over 60 Men's Teams

New South Wales

Ken Cole (C)
Ted Davis
Inh Le
Hans Wetsteyn

New Zealand

Bruce Connolly
Ron Garrett
Nam Lee
Jia Zhang

Presidents "A"

Wing Kwai Chan (NSW)
Tommy Mak (NSW)
Simon Ng (ACT) (C)
Dennis Walsh (SA)

Queensland

Werner Borkhardt
Allen Drury (C)
Col Gradwell
Tony Webb

South Australia

Cuong Du
Paul Fernandes (C)
Robert Trzesinski

Victoria

Igor Klaf
Buddy Reid
Peter Sheedy
Mick Wright (C)

New South Wales "B"

Gary Fisher
John Lees
David Page
Alan Russell (C)

Northern Territory

Alan Bruhn
Thong Teck Lee
Graham Symons (C)

Presidents "B"

August Bigalske (SA)
Tom Cooley (NSW)
Herbert Neubauer (FRA)
William Weinstock (WA) (C)

Queensland "B"

Ken Hay (C)
Mike Jenkins
Eddie Lee
Jerzy Opatrny

Tasmania

Dennis Armstrong
Kenneth Mason
Ian Stennard (C)

Victoria "B"

Michael Ede
Horst Frohlich (C)
Kennan Pun
Warren Woolcock

Table Tennis World
26th Australian Veterans Table Tennis Championships

Over 60 Women's Teams

Japan

Toshie Amano (C)
Toshiko Ishii
Toyoko Yamamoto

New South Wales "B"

Ethény Leddy
Hazel Margetson (C)
Leslie Noonan
Dianne Tulloch

Presidents

Margaret Connolly (NZ) (C)
Pauline Gadd (WA)
Anne Simes (QLD)
Noelene Tauris (NSW)

South Australia

Julie Coombes
Dawn Darwent
Cynthia Langley (C)

Tasmania

Margaret Gabbedy (C)
Kim Holcomb
Chris Hooper
Pam Stennard

Victoria "B"

Xenia Gorny (C)
Valerie Lawry
Joyce Opper

New South Wales

Jennifer Aduckiewicz
Sasha Chen
Carol Cowie
Rose Veerhuis (C)

New Zealand

Lynley Barker
Valerie Beaver (C)
Averil Roberts
Tanya Sulimova

Queensland

Coral Morgan
Jackie Speers
Andrea Strack
Jill Whisson (C)

South Australia "B"

Wendy Beaton (C)
Lorraine Short
Denise Tiller

Victoria

Margaret Mulcahy
Joan Munn
Pam Tait (C)
Penny Unthank

Table Tennis World
26th Australian Veterans Table Tennis Championships

Over 70 Men's Teams

Aust Capital Territory

Don Anderson
Edwin Eulau
Noel Hart (C)
Ray Jolliffe

New South Wales "B"

Walter Chichkan
Des Fitzpatrick
Karl Preuss
John Younie (C)

Presidents "B"

Norman Dey (WA)
Herb Ellis (SA)
Richard Lake (VIC) (C)
Arthur Lopez (NSW)

Tasmania

Geoff Benn (C)
Peter Chung
Brian Evans

Victoria "B"

Fred De Bondt
Colin Geraghty
Arthur Harrison
Nick McConnell (C)

New South Wales

Kevin Cope (C)
Arno Koenig
Bernie Kuiper
Robert Ly

Presidents "A"

Trevor Barr (VIC)
August Bigalske (SA)
Brian Hall (VIC) (C)
Gerhard Liedtke (VIC)
Leonard Lukey-Ott (CAN)

Queensland

Ron Hill (C)
Lionel Hurst
Werner Krafft

Victoria

Roy Cintolo
Case De Bondt (C)
Jim Furness
Will Kong

Western Australia

David Cooper
Frank Kenny
Gordon Lee (C)
Peter Muller

Table Tennis World
26th Australian Veterans Table Tennis Championships

Over 70 Women's Teams

New South Wales

Joy Boyd
Beryl Davies
Elaine Edwards (C)

Presidents

Thelma Beaumont (NSW)
Dorothy De Low (NSW)
Merle Sneddon (NZ) (C)

Victoria

Lois McConnell
Prisca Rosario (C)
Dorothy Sanders

Western Australia

Doreen Bridson
Joyce Williams

New South Wales "B"

Armida Croccolo-Brugnoli
Gillian Hutchinson (C)
Shirley Smith

South Australia

Betty Bird
Jan Graebner (C)
Jill Wherry

Victoria "B"

Joan Guggenheim (C)
Marjorie Hall
Margaret Johnson

Table Tennis World
26th Australian Veterans Table Tennis Championships

Over 75 Men's Teams

New South Wales

Tom Boyd (C)
Jack Lindsay
Gil Tauris

Presidents

Tom Ducker (QLD)
Desmond Jones (VIC) (C)
Arnold Puts (VIC)

Tasmania

John Piercy
David Sherman (C)

Victoria "B"

Ken Johnson
Gary Luu
Ron Poon (C)

New South Wales "B"

Albert Berry
B Ho
Ron Lynch (C)

Queensland

Tony Herbert (C)
Geoffrey Simes

Victoria

Bruce Greenwood
Geoffrey Nesbitt (C)
Bill Sheehan

Western Australia

Gerry Bridson (C)
Alan Everitt
Rus Westlund

Table Tennis World
26th Australian Veterans Table Tennis Championships

Over 40 Men's Teams - Division A

TEAM RESULTS

MATCH SCORES										
TEAMS		1	2	3	4	5	6	WINS	MP	PLACE
1	Victoria		7/4	7/4	10/1	10/1	8/3	5/0	10	1
2	New Zealand	4/7		5/6	8/3	9/2	11/0	3/2	8	3
3	New South Wales	4/7	6/5		8/3	8/3	11/0	4/1	9	2
4	Queensland "B"	1/10	3/8	3/8		7/4	10/1	2/3	7	4
5	Tasmania	1/10	2/9	3/8	4/7		6/5	1/4	6	5
6	Presidents "B"	3/8	0/11	0/11	1/10	5/6		0/5	5	6

PROGRESSIVE RESULTS						
TEAMS		R1	R2	R3	R4	R5
1	Victoria	10/1	10/1	8/3	7/4	7/4
2	New Zealand	11/0	8/3	5/6	9/2	4/7
3	New South Wales	8/3	11/0	6/5	4/7	8/3
4	Queensland "B"	1/10	3/8	7/4	10/1	3/8
5	Tasmania	3/8	1/10	4/7	2/9	6/5
6	Presidents "B"	0/11	0/11	3/8	1/10	5/6

Table Tennis World
26th Australian Veterans Table Tennis Championships

Over 40 Men's Teams - Division B

TEAM RESULTS

MATCH SCORES										
TEAMS		1	2	3	4	5	6	WINS	MP	PLACE
1	Queensland		10/1	10/1	9/2	11/0	10/1	5/0	10	1
2	Victoria "B"	1/10		7/4	6/5	5/6	9/2	3/2	8	2
3	South Australia	1/10	4/7		6/5	6/5	9/2	3/2	8	3
4	New South Wales "B"	2/9	5/6	5/6		6/5	10/1	2/3	7	4
5	Aust Capital Territory	0/11	6/5	5/6	5/6		7/4	2/3	7	5
6	Presidents "A"	1/10	2/9	2/9	1/10	4/7		0/5	5	6

PROGRESSIVE RESULTS						
TEAMS		R1	R2	R3	R4	R5
1	Queensland	9/2	11/0	10/1	10/1	10/1
2	Victoria "B"	9/2	6/5	7/4	5/6	1/10
3	South Australia	6/5	9/2	4/7	1/10	6/5
4	New South Wales "B"	2/9	5/6	6/5	10/1	5/6
5	Aust Capital Territory	5/6	0/11	5/6	6/5	7/4
6	Presidents "A"	2/9	2/9	1/10	1/10	4/7

Table Tennis World

26th Australian Veterans Table Tennis Championships

Over 40 Women's Teams

TEAM RESULTS

MATCH SCORES													
TEAMS		1	2	3	4	5	6	7	8	9	WINS	MP	PLACE
1	Queensland		4/7	2/9	4/7	8/3	10/1	11/0	11/0	11/0	5/3	13	4
2	Victoria	7/4		1/10	4/7	6/5	10/1	11/0	10/1	11/0	6/2	14	3
3	Presidents	9/2	10/1		7/4	9/2	10/1	9/2	10/1	8/3	8/0	16	1
4	New Zealand	7/4	7/4	4/7		7/4	10/1	11/0	11/0	11/0	7/1	15	2
5	New South Wales	3/8	5/6	2/9	4/7		9/2	10/1	11/0	10/1	4/4	12	5
6	Northern Territory	1/10	1/10	1/10	1/10	2/9		5/6	5/6	4/7	0/8	8	9
7	New South Wales "B"	0/11	0/11	2/9	0/11	1/10	6/5		8/3	5/6	2/6	10	7
8	Victoria "B"	0/11	1/10	1/10	0/11	0/11	6/5	3/8		1/10	1/7	9	8
9	Queensland "B"	0/11	0/11	3/8	0/11	1/10	7/4	6/5	10/1		3/5	11	6

PROGRESSIVE RESULTS										
TEAMS		R1	R2	R3	R4	R5	R6	R7	R8	R9
1	Queensland		11/0	11/0	11/0	8/3	4/7	2/9	10/1	4/7
2	Victoria	11/0		11/0	10/1	10/1	6/5	4/7	1/10	7/4
3	Presidents	10/1	10/1		9/2	9/2	8/3	9/2	10/1	7/4
4	New Zealand	10/1	11/0	7/4	11/0		7/4	7/4	11/0	4/7
5	New South Wales	10/1	11/0	4/7	2/9	3/8	5/6	10/1		9/2
6	Northern Territory	1/10	1/10	4/7		1/10	5/6	5/6	1/10	2/9
7	New South Wales "B"	1/10	0/11	0/11	0/11	2/9	6/5		5/6	8/3
8	Victoria "B"	1/10	0/11	0/11	1/10	1/10		6/5	0/11	3/8
9	Queensland "B"	0/11	0/11	7/4	0/11	10/1	3/8	1/10	6/5	

Table Tennis World

26th Australian Veterans Table Tennis Championships

Over 50 Men's Teams - Division A

TEAM RESULTS

MATCH SCORES											
TEAMS		1	2	3	4	5	6	7	WINS	MP	PLACE
1	New South Wales		10/1	11/0	9/2	11/0	11/0	11/0	6/0	12	1
2	Aust Capital Territory	1/10		4/7	7/4	10/1	10/1	11/0	4/2	10	3
3	Victoria	0/11	7/4		7/4	10/1	11/0	9/2	5/1	11	2
4	South Australia	2/9	4/7	4/7		7/4	10/1	7/4	3/3	9	4
5	Presidents "B"	0/11	1/10	1/10	4/7		3/8	6/5	1/5	7	6
6	Queensland "B"	0/11	1/10	0/11	1/10	8/3		8/3	2/4	8	5
7	Presidents "C"	0/11	0/11	2/9	4/7	5/6	3/8		0/6	6	7

PROGRESSIVE RESULTS								
TEAMS		R1	R2	R3	R4	R5	R6	R7
1	New South Wales		11/0	11/0	11/0	9/2	11/0	10/1
2	Aust Capital Territory	11/0		10/1	10/1	4/7	7/4	1/10
3	Victoria	11/0	10/1		9/2	7/4	0/11	7/4
4	South Australia	7/4	10/1	7/4		2/9	4/7	4/7
5	Presidents "B"	4/7	1/10	1/10	0/11		6/5	3/8
6	Queensland "B"	0/11	1/10	0/11	1/10	8/3		8/3
7	Presidents "C"	0/11	0/11	4/7	2/9	3/8	5/6	

Table Tennis World

26th Australian Veterans Table Tennis Championships

Over 50 Men's Teams - Division B

TEAM RESULTS

MATCH SCORES												
TEAMS		1	2	3	4	5	6	7	8	WINS	MP	PLACE
1	Western Australia		7/4	10/1	9/2	11/0	11/0	10/1	10/1	7/0	14	1
2	Scandinavia	4/7		8/3	10/1	11/0	9/2	11/0	10/1	6/1	13	2
3	Queensland	1/10	3/8		6/5	9/2	8/3	9/2	10/1	5/2	12	3
4	New South Wales "B"	2/9	1/10	5/6		10/1	10/1	10/1	11/0	4/3	11	4
5	Aust Cap Territory "B"	0/11	0/11	2/9	1/10		5/6	4/7	8/3	1/6	8	7
6	Presidents "A"	0/11	2/9	3/8	1/10	6/5		8/3	9/2	3/4	10	5
7	Tasmania	1/10	0/11	2/9	1/10	7/4	3/8		7/4	2/5	9	6
8	Victoria "B"	1/10	1/10	1/10	0/11	3/8	2/9	4/7		0/7	7	8

PROGRESSIVE RESULTS								
TEAMS		R1	R2	R3	R4	R5	R6	R7
1	Western Australia	10/1	10/1	11/0	11/0	9/2	10/1	7/4
2	Scandinavia	11/0	10/1	11/0	9/2	8/3	10/1	4/7
3	Queensland	8/3	9/2	10/1	9/2	3/8	1/10	6/5
4	New South Wales "B"	10/1	10/1	10/1	11/0	2/9	1/10	5/6
5	Aust Cap Territory "B"	1/10	2/9	0/11	0/11	8/3	4/7	5/6
6	Presidents "A"	3/8	1/10	0/11	2/9	8/3	9/2	6/5
7	Tasmania	0/11	1/10	1/10	2/9	3/8	7/4	7/4
8	Victoria "B"	1/10	1/10	1/10	0/11	3/8	2/9	4/7

Table Tennis World

26th Australian Veterans Table Tennis Championships

Over 50 Women's Teams

TEAM RESULTS

MATCH SCORES													
TEAMS		1	2	3	4	5	6	7	8	9	WINS	MP	PLACE
1	Victoria		8/3	8/3	9/2	11/0	10/1	11/0	11/0	10/1	8/0	16	1
2	South Australia	3/8		9/2	9/2	10/1	10/1	10/1	10/1	10/1	7/1	15	2
3	New South Wales	3/8	2/9		6/5	10/1	8/3	10/1	9/2	11/0	6/2	14	3
4	Queensland	2/9	2/9	5/6		10/1	9/2	10/1	10/1	9/2	5/3	13	4
5	Presidents "A"	0/11	1/10	1/10	1/10		6/5	4/7	4/7	8/3	2/6	10	7
6	Victoria "B"	1/10	1/10	3/8	2/9	5/6		5/6	4/7	8/3	1/7	9	8
7	New South Wales "B"	0/11	1/10	1/10	1/10	7/4	6/5		5/6	9/2	3/5	11	6
8	Tasmania	0/11	1/10	2/9	1/10	7/4	7/4	6/5		9/2	4/4	12	5
9	Presidents "B"	1/10	1/10	0/11	2/9	3/8	3/8	2/9	2/9		0/8	8	9

PROGRESSIVE RESULTS										
TEAMS		R1	R2	R3	R4	R5	R6	R7	R8	R9
1	Victoria		10/1	11/0	11/0	11/0	9/2	8/3	10/1	8/3
2	South Australia	10/1		10/1	10/1	10/1	10/1	9/2	9/2	3/8
3	New South Wales	9/2	8/3		10/1	10/1	11/0	3/8	2/9	6/5
4	Queensland	9/2	10/1	10/1	9/2		2/9	2/9	10/1	5/6
5	Presidents "A"	4/7	4/7	1/10	1/10	0/11	1/10	8/3		6/5
6	Victoria "B"	2/9	3/8	8/3		1/10	5/6	4/7	1/10	5/6
7	New South Wales "B"	7/4	1/10	1/10	0/11	1/10	6/5		9/2	5/6
8	Tasmania	2/9	7/4	0/11	1/10	9/2		7/4	1/10	6/5
9	Presidents "B"	1/10	1/10	3/8	2/9	2/9	0/11	3/8	2/9	

Table Tennis World
26th Australian Veterans Table Tennis Championships

Over 60 Men's Teams - Division A

TEAM RESULTS

MATCH SCORES										
TEAMS		1	2	3	4	5	6	WINS	MP	PLACE
1	New South Wales		8/3	7/4	11/0	11/0	10/1	5/0	10	1
2	Presidents "B"	3/8		2/9	8/3	4/7	7/4	2/3	7	4
3	Victoria "B"	4/7	9/2		10/1	9/2	8/3	4/1	9	2
4	Tasmania	0/11	3/8	1/10		5/6	4/7	0/5	5	6
5	Queensland "B"	0/11	7/4	2/9	6/5		1/10	2/3	7	5
6	Northern Territory	1/10	4/7	3/8	7/4	10/1		2/3	7	3

PROGRESSIVE RESULTS						
TEAMS		R1	R2	R3	R4	R5
1	New South Wales	11/0	11/0	10/1	7/4	8/3
2	Presidents "B"	7/4	8/3	2/9	4/7	3/8
3	Victoria "B"	9/2	8/3	9/2	4/7	10/1
4	Tasmania	0/11	3/8	5/6	4/7	1/10
5	Queensland "B"	2/9	0/11	6/5	7/4	1/10
6	Northern Territory	4/7	3/8	1/10	7/4	10/1

Table Tennis World
26th Australian Veterans Table Tennis Championships

Over 60 Men's Teams - Division B

TEAM RESULTS

MATCH SCORES										
TEAMS		1	2	3	4	5	6	WINS	MP	PLACE
1	Victoria		10/1	10/1	11/0	10/1	11/0	5/0	10	1
2	Queensland	1/10		8/3	4/7	8/3	9/2	3/2	8	3
3	South Australia	1/10	3/8		3/8	6/5	10/1	2/3	7	4
4	New Zealand	0/11	7/4	8/3		6/5	8/3	4/1	9	2
5	New South Wales "B"	1/10	3/8	5/6	5/6		9/2	1/4	6	5
6	Presidents "A"	0/11	2/9	1/10	3/8	2/9		0/5	5	6

PROGRESSIVE RESULTS						
TEAMS		R1	R2	R3	R4	R5
1	Victoria	11/0	10/1	11/0	10/1	10/1
2	Queensland	9/2	4/7	8/3	8/3	1/10
3	South Australia	6/5	10/1	3/8	1/10	3/8
4	New Zealand	0/11	7/4	6/5	8/3	8/3
5	New South Wales "B"	5/6	1/10	5/6	3/8	9/2
6	Presidents "A"	2/9	1/10	0/11	3/8	2/9

Table Tennis World
26th Australian Veterans Table Tennis Championships

Over 60 Women's Teams - Division A

TEAM RESULTS

MATCH SCORES									
TEAMS		1	2	3	4	5	WINS	MP	PLACE
1	South Australia		4/7	9/2	10/1	11/0	3/1	7	2
2	New Zealand	7/4		6/5	9/2	11/0	4/0	8	1
3	New South Wales	2/9	5/6		8/3	10/1	2/2	6	3
4	Tasmania	1/10	2/9	3/8		9/2	1/3	5	4
5	Victoria "B"	0/11	0/11	1/10	2/9		0/4	4	5

PROGRESSIVE RESULTS						
TEAMS		R1	R2	R3	R4	R5
1	South Australia	10/1	11/0		9/2	4/7
2	New Zealand		9/2	6/5	11/0	7/4
3	New South Wales	10/1		5/6	2/9	8/3
4	Tasmania	1/10	2/9	9/2		3/8
5	Victoria "B"	1/10	0/11	2/9	0/11	

Table Tennis World
26th Australian Veterans Table Tennis Championships

Over 60 Women's Teams - Division B

TEAM RESULTS

MATCH SCORES										
TEAMS		1	2	3	4	5	6	WINS	MP	PLACE
1	Victoria		4/7	8/3	9/2	11/0	11/0	4/1	9	2
2	Japan	7/4		9/2	10/1	11/0	11/0	5/0	10	1
3	Queensland	3/8	2/9		5/6	10/1	11/0	2/3	7	4
4	South Australia "B"	2/9	1/10	6/5		10/1	11/0	3/2	8	3
5	New South Wales "B"	0/11	0/11	1/10	1/10		10/1	1/4	6	5
6	Presidents	0/11	0/11	0/11	0/11	1/10		0/5	5	6

PROGRESSIVE RESULTS						
TEAMS		R1	R2	R3	R4	R5
1	Victoria	9/2	11/0	11/0	8/3	4/7
2	Japan	11/0	10/1	9/2	11/0	7/4
3	Queensland	10/1	11/0	2/9	3/8	5/6
4	South Australia "B"	2/9	1/10	10/1	11/0	6/5
5	New South Wales "B"	1/10	0/11	1/10	0/11	10/1
6	Presidents	0/11	0/11	0/11	0/11	1/10

Table Tennis World

26th Australian Veterans Table Tennis Championships

Over 70 Men's Teams

TEAM RESULTS

MATCH SCORES														
TEAMS		1	2	3	4	5	6	7	8	9	10	WINS	MP	PLACE
1	Victoria		6/5	9/2	9/2	10/1	8/3	11/0	10/1	11/0	11/0	9/0	18	1
2	Western Australia	5/6		6/5	7/4	4/7	6/5	8/3	9/2	9/2	11/0	7/2	16	3
3	Tasmania	2/9	5/6		7/4	3/8	6/5	4/7	10/1	10/1	11/0	5/4	14	5
4	New South Wales	2/9	4/7	4/7		6/5	6/5	5/6	11/0	11/0	11/0	5/4	14	6
5	Queensland	1/10	7/4	8/3	5/6		7/4	7/4	9/2	11/0	11/0	7/2	16	2
6	Victoria "B"	3/8	5/6	5/6	5/6	4/7		9/2	10/1	11/0	11/0	4/5	13	7
7	New South Wales "B"	0/11	3/8	7/4	6/5	4/7	2/9		11/0	10/1	9/2	5/4	14	4
8	Presidents "A"	1/10	2/9	1/10	0/11	2/9	1/10	0/11		6/5	8/3	2/7	11	8
9	Presidents "B"	0/11	2/9	1/10	0/11	0/11	0/11	1/10	5/6		8/3	1/8	10	9
10	Aust Capital Territory	0/11	0/11	0/11	0/11	0/11	0/11	2/9	3/8	3/8		0/9	9	10

PROGRESSIVE RESULTS										
TEAMS		R1	R2	R3	R4	R5	R6	R7	R8	R9
1	Victoria	11/0	11/0	10/1	11/0	10/1	9/2	9/2	8/3	6/5
2	Western Australia	9/2	11/0	8/3	9/2	6/5	4/7	7/4	6/5	5/6
3	Tasmania	10/1	6/5	11/0	3/8	4/7	10/1	2/9	5/6	7/4
4	New South Wales	6/5	5/6	6/5	11/0	11/0	2/9	4/7	11/0	4/7
5	Queensland	7/4	9/2	5/6	8/3	1/10	7/4	11/0	11/0	7/4
6	Victoria "B"	5/6	5/6	11/0	11/0	5/6	9/2	10/1	3/8	4/7
7	New South Wales "B"	4/7	6/5	3/8	0/11	7/4	2/9	9/2	10/1	11/0
8	Presidents "A"	1/10	2/9	1/10	2/9	6/5	8/3	1/10	0/11	0/11
9	Presidents "B"	2/9	0/11	0/11	0/11	5/6	1/10	0/11	1/10	8/3
10	Aust Capital Territory	0/11	0/11	0/11	0/11	0/11	3/8	2/9	0/11	3/8

Table Tennis World

26th Australian Veterans Table Tennis Championships

Over 70 Women's Teams

TEAM RESULTS

MATCH SCORES											
TEAMS		1	2	3	4	5	6	7	WINS	MP	PLACE
1	Victoria		1/4	2/3	5/0	3/2	4/1	5/0	4/2	10	3
2	South Australia	4/1		2/3	5/0	4/1	4/1	5/0	5/1	11	2
3	New South Wales	3/2	3/2		5/0	4/1	5/0	5/0	6/0	12	1
4	Victoria "B"	0/5	0/5	0/5		3/2	1/4	3/2	2/4	8	5
5	Presidents	2/3	1/4	1/4	2/3		2/3	4/1	1/5	7	6
6	New South Wales "B"	1/4	1/4	0/5	4/1	3/2		4/1	3/3	9	4
7	Western Australia	0/5	0/5	0/5	2/3	1/4	1/4		0/6	6	7

PROGRESSIVE RESULTS								
TEAMS		R1	R2	R3	R4	R5	R6	R7
1	Victoria		5/0	4/1	3/2	5/0	2/3	1/4
2	South Australia	5/0		4/1	4/1	2/3	5/0	4/1
3	New South Wales	5/0	4/1		5/0	3/2	3/2	5/0
4	Victoria "B"	3/2	1/4	3/2		0/5	0/5	0/5
5	Presidents	2/3	1/4	1/4	2/3		4/1	2/3
6	New South Wales "B"	0/5	4/1	1/4	1/4	4/1		3/2
7	Western Australia	0/5	0/5	2/3	0/5	1/4	1/4	

Table Tennis World

26th Australian Veterans Table Tennis Championships

Over 75 Men's Teams

TEAM RESULTS

MATCH SCORES												
TEAMS		1	2	3	4	5	6	7	8	WINS	MP	PLACE
1	Victoria		4/1	1/4	5/0	4/1	4/1	5/0	4/1	6/1	13	2
2	Queensland	1/4		1/4	2/3	3/2	4/1	5/0	5/0	4/3	11	4
3	New South Wales	4/1	4/1		3/2	4/1	5/0	5/0	5/0	7/0	14	1
4	Victoria "B"	0/5	3/2	2/3		3/2	4/1	4/1	5/0	5/2	12	3
5	Western Australia	1/4	2/3	1/4	2/3		3/2	5/0	3/2	3/4	10	5
6	New South Wales "B"	1/4	1/4	0/5	1/4	2/3		4/1	4/1	2/5	9	6
7	Tasmania	0/5	0/5	0/5	1/4	0/5	1/4		2/3	0/7	7	8
8	Presidents	1/4	0/5	0/5	0/5	2/3	1/4	3/2		1/6	8	7

PROGRESSIVE RESULTS								
TEAMS		R1	R2	R3	R4	R5	R6	R7
1	Victoria	4/1	5/0	4/1	4/1	5/0	1/4	4/1
2	Queensland	5/0	5/0	3/2	4/1	1/4	2/3	1/4
3	New South Wales	5/0	4/1	5/0	5/0	4/1	4/1	3/2
4	Victoria "B"	3/2	4/1	4/1	5/0	0/5	3/2	2/3
5	Western Australia	2/3	1/4	2/3	1/4	3/2	5/0	3/2
6	New South Wales "B"	0/5	1/4	1/4	1/4	4/1	4/1	2/3
7	Tasmania	0/5	0/5	1/4	0/5	1/4	0/5	2/3
8	Presidents	1/4	0/5	0/5	0/5	2/3	1/4	3/2

Table Tennis World
26th Australian Veterans Table Tennis Championships

Over 40 Men's Teams

Seed	Team	Final Position
1	Victoria	1
2	Queensland	2
5	New South Wales	3
4	Victoria "B"	4
3	New Zealand	5
6	South Australia	6
8	Queensland "B"	7
7	New South Wales "B"	8
10	Aust Capital Territory	9
11	Presidents "A"	10
9	Tasmania	11
12	Presidents "B"	12

Table Tennis World
26th Australian Veterans Table Tennis Championships

Over 50 Men's Teams

Seed	Team	Final Position
1	New South Wales	1
2	Western Australia	2
3	Scandinavia	3
5	Victoria	4
7	South Australia	5
4	Aust Capital Territory	6
8	New South Wales "B"	7
6	Queensland	8
12	Presidents "A"	9
14	Tasmania	10
11	Queensland "B"	11
10	Presidents "B"	12
9	Aust Cap Territory "B"	13
13	Presidents "C"	14
15	Victoria "B"	15

Table Tennis World
26th Australian Veterans Table Tennis Championships

Over 60 Men's Teams

Seed	Team	Final Position
1	New South Wales	1
2	Victoria	2
5	Victoria "B"	3
7	New Zealand	4
4	Queensland	5
6	South Australia	6
11	Northern Territory	7
3	Presidents "B"	8
10	New South Wales "B"	9
9	Queensland "B"	10
8	Tasmania	11
12	Presidents "A"	12

Table Tennis World
26th Australian Veterans Table Tennis Championships

Over 60 Women's Teams

Seed	Team	Final Position
1	South Australia	1
4	New Zealand	2
3	Japan	3
2	Victoria	4
5	New South Wales	5
8	Tasmania	6
6	Queensland	7
7	South Australia "B"	8
10	New South Wales "B"	9
9	Victoria "B"	10
11	Presidents	11