



Results

- Event:** Australian Veteran Championships
- Dates:** 7th September to 14th September 2013
- Venue:** Marrara, Northern Territory

30th Australian Veterans Table Tennis Championships

2013 Order of Merit

Over 30 Men

1	Xuyen Tran	NSW
2	An Phan	SA
3	Sharad Pandit	SA
4	Walter Ly	NSW
5	Ian Bellamy	QLD
6	Venkat Vangaveti	QLD
7	Paul Glassenbury	SA
8	Michael Warr	VIC
9	Tony Lai	NSW
10	Eddie Kocjancic	VIC

Over 40 Women

1	Sarah Sandley	NZ
2	Mizuho Shirota	VIC
3	Van Dang	NSW
4	Helen Barnett	QLD
5	Eriko Ito	NSW
6	Belgin Bennett	VIC
7	Mimi Walle	NZ
8	Marie Pinkewich	NSW
9	Akiko Goto	NZ
10	Beverley Clackson	NSW

Over 50 Women

1	Roma Chambers	VIC
2	Chris Little	NZ
3	Andrea McDonnell	QLD
4	Joanna Ma	NZ
5	Alice Abbas	SA
6	Tutty Tanfana	NZ
7	Irina Sakova	TAS
8	Leonie Whiteford	NSW
9	Vicki Carruthers	VIC
10	Chris Young	NZ

Over 60 Women

1	Ivana Trnka	VIC
2	Tanya Sulimova	NZ
3	Chris Matthews	SA
4	Elfrida Kalich	NT
5	Val Beaver	NZ
6	Lorraine Baker	SA
7	Rose Veerhuis	NSW
8	Jennifer Aduckiewicz	NSW
9	Julie Coombes	SA
10	Averil Roberts	VIC

Over 70 Women

1	Cynthia Langley	SA
2	Akemi Chikagawa	JPN
3	Pam Tait	VIC
4	Toshie Amano	JPN
5	Betty Bird	SA
6	Margaret Mulcahy	VIC
7	Toyoko Yamamoto	JPN
8	Maureen Fischer	VIC
9	Gwenda Rapley	SA
10	Xenia Gorny	VIC

Over 80

1	Tony Herbert	QLD
2	Ken Johnson	VIC
3	Des Fitzpatrick	NSW
4	Bill Sheehan	VIC
5	John Davis	QLD

Over 40 Men

1	Danny Semmler	VIC
2	Jeff Drew	WA
3	Be Phu Huynh	VIC
4	Craig Campbell	WA
5	Craig Dye	NZ
6	Greg Letts	WA
7	Simon Fenwick	NZ
8	Michael Bowrey	NSW
9	Anthony Jeffress	QLD
10	Brian McDonnell	QLD

Over 50 Men

1	Wayne Heginbotham	NSW
2	Paul Pinkewich	NSW
3	Bill Robson	NSW
4	Max Wellington	QLD
5	Stephen Mitchell	QLD
6	Wen Ung	ACT
7	Kevin Malyschko	SA
8	Bryan Harper	ACT
9	Ian Weller	TAS
10	Philip Ranger	WA

Over 60 Men

1	Brian Berry	VIC
2	Inh Le	NSW
3	Thomas Samuelsson	QLD
4	James Wong	NSW
5	Trevor Taylforth	ACT
6	Michael Ede	VIC
7	Kevin Fogarty	NZ
8	Dan Green	USA
9	William Weinstock	NZ
10	John Sherriff	QLD

Over 70 Men

1	Igor Klaf	VIC
2	Mick Wright	VIC
3	Buddy Reid	VIC
4	Ken Hay	QLD
5	Ian Stennard	TAS
6	Eddie Lee	QLD
7	Werner Borkhardt	QLD
8	Ian Oakley	QLD
9	Harold Bligh	QLD
10	Morris Bligh	QLD

Over 75 Men

1	Gordon Lee	WA
2	Case De Bondt	VIC
3	Lucjan Taylor	SA
4	Owen Franklin	SA
5	Robert Ly	NSW
6	Jim Furness	VIC
7	Fred De Bondt	VIC
8	Will Kong	VIC
9	Kon Wong	VIC
10	Tom Boyd	NSW

**30th Australian Veterans
Table Tennis Championships**

Table Tennis World.com.au Best Player Awards

Over 30 Men

Xuyen Tran

Over 40 Men

Danny Semmler

Over 40 Women

Sarah Sandley

Over 50 Men

Paul Pinkewich

Over 50 Women

Roma Chambers

Over 60 Men

Brian Berry

Over 60 Women

Ivana Trnka
Tanya Sulimova

Over 70 Men

Mick Wright

Over 70 Women

Cynthia Langley

Over 75 Men

Gordon Lee

Over 80

Tony Herbert

AUSTRALIAN VETERAN CHAMPIONS

OVER 30 EVENTS

Year	Mens Singles	Womens Singles	Mens Doubles	Womens Doubles	Mixed Doubles
2012	X.Tran	NSW M.Shirota	VIC H.Tran/X.Tran	NSW S.Sandley/M.Walle	NZ G.Letts/H M.Barnett
2013	D.Semmler	VIC M.Shirota	VIC W.Ly/X.Tran	NSW H M.Barnett/B L.Bennett	QLD/VIC G.Letts/H M.Barnett

OVER 40 EVENTS

Year	Mens Singles	Womens Singles	Mens Doubles	Womens Doubles	Mixed Doubles	
1955	R.Summers	VIC				
1956	G.Brandis	NSW				
1972	K.Javor	VIC				
1973	V.Matison	VIC				
1974	V.Matison	VIC				
1975	V.Matison	VIC				
1976	G.Lai	NSW	C.Langley SA			
1977	K.Sands	NSW				
1978	J.Healy	VIC				
1979	K.Sands	NSW				
1980	I.Klaf	VIC				
1981	I.Klaf	VIC				
1982	I.Klaf	VIC				
1983	I.Klaf	VIC				
1984	I.Klaf	VIC	J.Whisson QLD	I.Klaf/G.Puchlenko VIC	P.Rosario/M.Walker VIC/TAS	E.Herman/J.Tregea SA/QLD
1985	I.Klaf	VIC	J.Tregea QLD	J.Leggatt/K.Cole NSW	A.Strack/J.Whisson QLD	I.Klaf/P.Rosario VIC
1986	I.Klaf	VIC	J.Tregea QLD	J.Leggatt/K.Cole NSW	U.Fitzgerald/J.Tregea QLD	I.Klaf/P.Rosario VIC
1987	I.Klaf	VIC	J.Tregea QLD	I.Klaf/G.Puchlenko VIC	U.Fitzgerald/J.Tregea QLD	G.Happell/B.Bird WA/SA
1988	M.Johns	WA	P.Holden VIC	I.Klaf/J.Kilderry VIC	C.Healy/J.Whisson QLD	M.Johns/B.Bird WA/SA
1989	I.Klaf	VIC	M.Walker TAS	M.Andrews/L.Parker WA	U.Fitzgerald/J.Tregea QLD	I.Klaf/P.Rosario VIC
1990	I.Klaf	VIC	M.Walker TAS	I.Klaf/E.Herman VIC/SA	B.Bird/M.Walker SA/TAS	I.Klaf/P.Rosario VIC
1991	P.Pinkewich	NSW	M.Walker TAS	P.Pinkewich/K.Cole NSW	P.Rosario/I.Trnka VIC	P.Pinkewich/J.Brown NSW
1992	P.Pinkewich	NSW	M.Walker TAS	P.Pinkewich/D.Beaumont NSW	B.Bird/J.Burford SA	P.Pinkewich/J.Brown NSW
1993	P.Pinkewich	NSW	P.Tait VIC	P.Pinkewich/D.Beaumont NSW	B.Bird/J.Burford SA	P.Pinkewich/J.Boyd NSW
1994	P.Pinkewich	NSW	J.Whisson QLD	P.Pinkewich/D.Beaumont NSW	P.Tait/P.Comerford VIC	M.Johns/J.Burford
1995	P.Pinkewich	NSW	M.Walker TAS	P.Pinkewich/D.Beaumont NSW	A.Strack/J.Whisson QLD	I.V.Le/K.Holcomb NSW
1997	P.Pinkewich	NSW	L.Whiteford NSW	D.Schull/B.Townsend QLD	J.Munn/P.Tait VIC	B.Berry/J.Munn VIC
1998	P.Pinkewich	NSW	K.Crowell SA	W.Heginbotham/B.Robson NSW	J.Burford/K.Crowell SA	P.Pinkewich/K.Crowell NSW/SA
1999	W.Heginbotham	NSW	K.Crowell SA	J.Drew/C.Campbell WA	J.Burford/K.Crowell SA	P.Pinkewich/K.Crowell NSW/SA
2000	J.Drew	WA	K.Crowell SA	P.Pinkewich/G.Townsend NSW/QLD	J.Burford/K.Crowell SA	P.Pinkewich/K.Crowell NSW/SA
2001	P.Pinkewich	NSW	K.Crowell SA	Inh Van Le/P. Pinkewich NSW	J.Burford/K.Crowell SA	W.Heginbotham/A.Abbas NSW/SA
2002	B.Huynh	VIC	K.Crowell SA	W.Heginbotham/B.Robson NSW	V.Carruthers/R.Chambers VIC	W.Heginbotham/A.Abbas NSW/SA
2003	P.Pinkewich	NSW	K.Crowell SA	B.Berry/M.Wellington VIC/QLD	D.Bridle/I.Trnka VIC	B.Huynh/L.Baker VIC/SA
2004	P.Pinkewich	NSW	K.Crowell SA	S.Pandit/P.Pinkewich SA/NSW	L.Baker/K.Crowell SA	S.Pandit/N.Nomura SA/WA
2005	M.Darroch	NZ	K.Crowell SA	W.Heginbotham/B.Robson NSW	L.Baker/K.Crowell SA	B.Huynh/L.Baker VIC/SA
2006	S.Pandit	SA	W.Deng NSW	S.Pandit/P.Pinkewich SA/NSW	B.Bennett/W.Deng VIC/NSW	P.Pinkewich/B.Bennett NSW/VIC
2007	S.Bakanay	QLD	A.Ramberg DEN	P.Jones/A.Wuraola QLD/ENG	B.Bennett/W.Deng VIC/NSW	C.Campbell/A.Ramberg WA/DEN
2008	S.Pandit	SA	A.McDonnell QLD	C.Campbell/J.Drew WA	B.Caldwell/C.Little QLD/NZ	W.Heginbotham/A.Abbas NSW/SA
2009	W.Heginbotham	NSW	A.Ramberg DEN	B.Berry/M.Wellington VIC/QLD	B.Bennett/W.Deng VIC/NSW	C.Campbell/A.Ramberg WA/DEN
2010	S.Pandit	SA	X.Sun CHN	B.Huynh/S.Pandit VIC/SA	C.Little/S.Sandley NZ	B.Huynh/B.Bennett VIC
2011	B.Robson	NSW	B L.Bennett VIC	C J.Campbell/G.Letts WA	L.Gardner/T.Tanfana NZ	B.Huynh/B L.Bennett VIC
2012	W.Heginbotham	NSW	X.Sun ACT	W.Heginbotham/B.Robson NSW	K.Crowell/S.Sandley SA/NZ	B.Huynh/B L.Bennett VIC
2013	D.Semmler	VIC	S.Sandley NZ	G.Robbins/D.Semmler VIC	J.Ma/T.Tanfana NZ	G.Letts/H M.Barnett WA/QLD

AUSTRALIAN VETERAN CHAMPIONS

OVER 50 EVENTS

Year	Mens Singles	Womens Singles	Mens Doubles	Womens Doubles	Mixed Doubles
1984	J.Lelliott	NZ P.Rosario	VIC		
1985	W.Bates	VIC P.Rosario	VIC	W.Bates/J.Healy	VIC
1986	W.Bates	VIC B.Bird	SA	J.Lindsay/T.Boyd	NSW
1987	T.Boyd	NSW B.Bird	SA	T.Boyd/J.Craig	NSW
1988	E.Herman	SA J.Tregea	QLD	R.Foster/J.Healy	VIC
1989	I.Klaf	VIC J.Tregea	QLD	E.Herman/I.Klaf	SA/VIC
1990	I.Klaf	VIC C.Langley	SA	E.Herman/I.Klaf	SA/VIC
1991	I.Klaf	VIC P.Holden	VIC	E.Herman/I.Klaf	SA/VIC
1992	I.Klaf	VIC J.Tregea	QLD	E.Herman/I.Klaf	SA/VIC
1993	Inh Van Le	NSW M.Walker	TAS	I.Klaf/J.Kilderry	VIC
1994	Inh Van Le	NSW J.Whisson	QLD	H.Frohlich/A.Marcen	VIC
1995	Inh Van Le	NSW B.Bird	SA	J.Kilderry/I.Klaf	VIC
1996	I.Klaf	VIC M.Walker	TAS	I.Le/T.Webb	NSW/QLD
1997	Inh Van Le	NSW J.Munn	VIC	E.Herman/I.Klaf	SA/VIC
1998	I.Klaf	VIC B.Bird	SA	H.Frohlich/A.Marcen	VIC
1999	Inh Van Le	NSW C.Langley	SA	A.Drury/T.Webb	QLD
2000	Inh Van Le	NSW J.Burford	SA	I.Klaf/Inh Van Le	VIC/NSW
2001	P.Pinkewich	NSW J.Coombes	SA	D.Beaumont/P.Pinkewich	NSW
2002	P.Pinkewich	NSW L.Baker	SA	D.Beaumont/P.Pinkewich	NSW
2003	B.Berry	VIC I.Trnka	VIC	B.Berry/H.Frohlich	VIC
2004	P.Pinkewich	NSW L.Baker	SA	B.Berry/H.Frohlich	VIC
2005	J.Drew	WA A.Abbas	SA	I.Le/P.Pinkewich	NSW
2006	P.Pinkewich	NSW R.Chambers	VIC	B.Berry/N.Ramberg	VIC/DEN
2007	P.Pinkewich	NSW C.Little	NZ	I.Le/P.Pinkewich	NSW
2008	W.Heginbotham	NSW C.Little	NZ	W.Heginbotham/B.Robson	NSW
2009	W.Heginbotham	NSW C.Little	NZ	W.Heginbotham/B.Robson	NSW
2010	S.Pandit	SA J.Ma	NZ	W.Heginbotham/B.Robson	NSW
2011	W.Heginbotham	NSW T.Tanfana	NZ	B.Huynh/P.Pinkewich	VIC/NSW
2012	W.Heginbotham	NSW X.Sun	ACT	B.Huynh/P.Pinkewich	VIC/NSW
2013	S.Pandit	SA R.Chambers	VIC	B.Huynh/P.Pinkewich	VIC/NSW

OVER 60 EVENTS

Year	Mens Singles	Womens Singles	Mens Doubles	Womens Doubles	Mixed Doubles
1984	T.Sandberg	NZ T.Beaumont	NSW		
1986	N.Vella	VIC N.Redhead	QLD		
1987	M.Schwarzbaum	NSW N.Redhead	QLD	M.Schwarzbaum/J.Breard	NSW
1988	M.Schwarzbaum	NSW U.Fitzgerald	QLD	M.Schwarzbaum/J.Breard	NSW
1989	T.Boyd	NSW U.Fitzgerald	QLD	J.Lelliott/F.Molyneux	NZ/SA
1990	W.Bates	VIC U.Fitzgerald	QLD	T.Boyd/M.Schwarzbaum	NSW
1991	W.Bates	VIC D.Sanders	VIC	T.Boyd/M.Schwarzbaum	NSW
1992	J.Lelliott	NZ D.Sanders	VIC	H.Berresheim/G.Hoff	SA
1993	W.Bates	VIC P.Rosario	VIC	W.Bates/R.Poon	VIC
1994	J.Lelliott	NZ B.Bird	SA	W.Bates/R.Poon	VIC
1995	W.Bates	VIC B.Bird	SA	W.Bates/R.Poon	VIC
1996	W.Bates	VIC P.Rosario	VIC	CDeBondt/B.Greenwood	VIC
1997	T.Herbert	QLD J.Tregea	QLD	W.Cho/A.Lehman	SA
1998	C.De Bondt	VIC B.Bird	SA	T.Herbert/L.Hurst	QLD
1999	I.Klaf	VIC J.Tregea	QLD	F.Maske/L.Hurst	QLD
2000	I.Klaf	VIC P.Tait	VIC	A.Bigalske/L.Bonner	SA
2001	D.Chen	WA P.Tait	VIC	D.Chen/G.Froeschle	WA
2002	L.Sandmark	SWE C.Langley	SA	I.Klaf/I.Le	VIC/NSW
2003	I.Le	NSW P.Tait	VIC	I.Klaf/I.Le	VIC/NSW
2004	I.Le	NSW P.Tait	VIC	I.Klaf/I.Le	VIC/NSW
2005	I.Le	NSW C.Langley	SA	I.Klaf/I.Le	VIC/NSW
2006	I.Le	NSW T.Yamamoto	JPN	C.Johansson/N.Ramberg	SWE/DEN
2007	I.Le	NSW T.Yamamoto	JPN	I.Klaf/I.Le	VIC/NSW
2008	I.Le	NSW T.Yamamoto	JPN	B.Reid/M.Solomons	VIC
2009	N.Ramberg	DEN C.Langley	SA	I.Klaf/I.Le	VIC/NSW
2010	T.Hoang	NSW C.Langley	SA	M.Ede/M.Wright	VIC
2011	P.Pinkewich	NSW L.Baker	SA	P.Pinkewich/H.Wetsteyn	NSW
2012	T.Hoang	NSW L.Baker	SA	M.W.Ede/M.Wright	VIC
2013	B.Berry	VIC I.Trnka	VIC	B.Berry/P.Pinkewich	VIC/NSW

AUSTRALIAN VETERAN CHAMPIONS

OVER 65 EVENTS

Year	Mens Singles	Womens Singles	Mens Doubles	Womens Doubles	Mixed Doubles
2001	C.DeBondt	VIC P.Rosario	VIC T.Herbert/K.Sands	QLD/NSW P.Rosario/D.Sanders	VIC B.Greenwood/P.Rosario
2002	C.DeBondt	VIC P.Rosario	VIC T.Herbert/K.Sands	QLD/NSW P.Rosario/D.Sanders	VIC R.Poon/D.Sanders
2003	C.DeBondt	VIC B.Bird	SA C.DeBondt/G.Nesbitt	VIC B.Davies/J.Tregea	NSW/QLD K.Sands/B.Davies
2004	F.Iseli	VIC P.Tait	VIC J.Furness/F.Iseli	VIC B.Bird/D.Sanders	SA/VIC T.Herbert/B.Bird
2005	I.Klaf	VIC P.Tait	VIC A.Bigalske/L.Bonner	SA M.Mulcahy/P.Tait	VIC I.Klaf/B.Bird
2006	I.Klaf	VIC B.Bird	SA I.Klaf/B.Reid	VIC B.Bird/M.Fischer	SA/VIC R.Cintolo/P.Tait
2007	B.Reid	VIC C.Langley	SA C.Langley/J.Munn	VIC C.Langley/J.Munn	SA/VIC H.Frolich/C.Langley
2008	D.Chen	WA T.Yamamoto	JPN D.Cuong/I.Le	SA/NSW C.Langley/J.Munn	SA/VIC M.Wright/P.Tait
2009	M.Wright	VIC J.Coombes	SA D.Cuong/I.Le	SA/NSW T.Ishii/T.Yamamoto	JPN M.Wright/P.Tait
2010	I.Le	NSW J.Whisson	QLD I.Klaf/I.Le	VIC/NSW T.Ishii/T.Yamamoto	JPN M.Wright/P.Tait
2011	M.Wright	VIC C.Langley	SA H.Frohlich/B.Reid	VIC C.Langley/J.Munn	SA/VIC W.Borkhardt/J.Whisson
2012	I.Klaf	VIC C.Langley	SA I.Klaf/I.Le	VIC/NSW C.Langley/J.Munn	SA/VIC M.Wright/P.Tait
2013	I.Le	NSW A.Chikagawa	JPN I.Klaf/I.Le	VIC/NSW A.Chikagawa/T.Yamamoto	JPN M.Wright/P.Tait

OVER 70 EVENTS

Year	Mens Singles	Womens Singles	Mens Doubles	Womens Doubles	Mixed Doubles
1984	B.Campbell	VIC			
1985	B.Campbell	VIC			
1986	V.Kwok	NZ	P.Beard SA		
1987	S.Wynack	VIC	P.Beard SA	P.Beard/M.Gleeson SA	S.Wynack/M.Gleeson VIC/SA
1988	S.Wynack	VIC	P.Beard SA	R.Rowland/M.Smith SA	S.Wynack/M.Gleeson VIC/SA
1989	S.Wynack	VIC	P.Beard SA	R.Rowland/V.Kwok NZ	R.Rowland/P.Beard NZ/SA
1990	S.Wynack	VIC	P.Beard SA	R.Rowland/V.Kwok NZ	S.Wynack/M.Gleeson VIC/SA
1991	M.Schwarzbaum	NSW	C.Knauer GER	M.Schwarzbaum/S.Wynack NSW/VIC	H.Franzini/J.Morris VIC
1992	Van Chat Mai	VIC	D.DeLow NSW	F.Molyneux/J.Nicholson SA	D.DeLow/A.Stevenson NSW/NZ
1993	Van Chat Mai	VIC	P.Gravelly VIC	Van Chat Mai/W.Poole VIC	T.Beaumont/D.DeLow NSW
1994	Van Chat Mai	VIC	N.Redhead QLD	F.Molyneux/J.Nicholson SA	N.Redhead/H.Hendle QLD
1995	N.Vella	VIC	N.Redhead QLD	F.Molyneux/J.Nicholson SA	H.Franzini/J.Guggenheim Vic VIC
1996	W.Poole	VIC	N.Redhead QLD	C.Avgoulas/F.Molyneux SA	H.Hendle/N.Redhead QLD
1997	W.Poole	VIC	N.Redhead QLD	O.Bergmanis/A.Kenne VIC	H.Hendle/N.Redhead QLD
1998	Van Chat Mai	VIC	J.Guggenheim VIC	O.Bergmanis/A.Kenne VIC	G.Clark/S.Farkas SA
1999	G.Luu	NSW	N.Redhead QLD	W.Poole/R.Poon VIC	N.Redhead/D.Bridson QLD/WA
2000	T.Boyd	NSW	D.Bridson WA	H.Berresheim/H.Witte SA	D.Bridson/J.Woodward WA/QLD
2001	T.Boyd	NSW	D.Sanders VIC	T.Boyd/R.Poon NSW/VIC	J.Guggenheim/D.Sanders VIC
2002	C.Feng	NSW	P.Rosario VIC	T.Boyd/C.Feng NSW	P.Rosario/D.Sanders VIC
2003	T.Herbert	QLD	P.Rosario VIC	T.Herbert/P.Ranger QLD/WA	E.Bashall/G.Clark SA
2004	T.Herbert	QLD	P.Rosario VIC	T.Herbert/P.Ranger QLD/WA	P.Rosario/D.Sanders VIC
2005	G.Nesbitt	VIC	B.Bird SA	T.Boyd/J.Lindsay NSW	B.Bird/J.Guggenheim SA/VIC
2006	C.DeBondt	VIC	B.Bird SA	J.Furness/B.Greenwood VIC	P.Rosario/D.Sanders VIC
2007	C.DeBondt	VIC	B.Bird SA	C.DeBondt/G.Nesbitt VIC	B.Bird/J.Guggenheim SA/VIC
2008	T.Herbert	QLD	B.Bird SA	C.DeBondt/G.Nesbitt VIC	B.Bird/J.Guggenheim SA/VIC
2009	N.H.Lee	NZ	P.Tait VIC	C.DeBondt/G.Nesbitt VIC	M.Mulcahy/P.Tait VIC
2010	I.Klaf	VIC	B.Bird SA	I.Klaf/B.Reid VIC	M.Mulcahy/P.Tait VIC
2011	I.Klaf	VIC	T.Amano JPN	I.Klaf/B.Reid VIC	M.Mulcahy/P.Tait VIC
2012	I.Klaf	VIC	P.Tait VIC	W.Borkhardt/H.Frohlich QLD/VIC	C.Langley/J.Munn SA/VIC
2013	I.Klaf	VIC	C.Langley SA	I.Le/M.Wright NSW/VIC	A.Chikagawa/T.Yamamoto JPN

AUSTRALIAN VETERAN CHAMPIONS

OVER 75 EVENTS

Year	Mens Singles	Womens Singles	Mens Doubles	Womens Doubles	Mixed Doubles					
1997	W.Poole	VIC								
1998	Van Chat Mai	VIC								
1999	O.Bergmanis	VIC								
2000	W.Poole	VIC								
2001	O.Bergmanis	VIC	J.Guggenheim	VIC	O.Bergmanis/A.Kenne	VIC	O.Bergmanis/J.Guggenheim	VIC		
2002	V.Mai	VIC	N.Redhead	QLD	G.Luu/F.Molyneux	NSW/SA	J.Guggenheim/N.Redhead	VIC/QLD	O.Bergmanis/J.Guggenheim	VIC
2003	O.Bergmanis	VIC	J.Guggenheim	VIC	D.Jones/K.Keane	VIC	J.Graebner/B.Powell	SA/VIC	O.Bergmanis/J.Guggenheim	VIC
2004	T.Boyd	NSW	D.Bridson	WA	D.Jones/K.Keane	VIC	D.Bridson/A.Waye	WA/SA	G.Bridson/D.Bridson	WA
2005	T.Boyd	NSW	D.Sanders	VIC	T.Boyd/G.Luu	NSW	J.Guggenheim/D.Sanders	VIC	B.Bergmanis/D.Sanders	VIC
2006	T.Boyd	NSW	D.Sanders	VIC	T.Boyd/R.Poon	NSW/VIC	G.Clark/D.Sanders	SA/VIC	B.Bergmanis/D.Sanders	VIC
2007	K.Johnson	VIC	D.Sanders	VIC	C.Shaw/G.Tauris	NSW	P.Rosario/D.Sanders	VIC	T.Boyd/P.Rosario	NSW/VIC
2008	T.Herbert	QLD	D.Sanders	VIC	T.Herbert/P.Ranger	QLD/WA	P.Rosario/D.Sanders	VIC	T.Boyd/E.Edwards	NSW
2009	G.Nesbitt	VIC	B.Bird	SA	T.Herbert/G.Nesbitt	QLD/VIC	B.Bird/J.Guggenheim	SA/VIC	T.Herbert/B.Bird	QLD/SA
2010	T.Boyd	NSW	B.Bird	SA	T.Herbert/B.Kuiper	QLD/NSW	B.Bird/E.Edwards	SA/NSW	T.Boyd/E.Edwards	NSW
2011	C.De Bondt	VIC	B.Bird	SA	T.Boyd/B.Kuiper	NSW	B.Bird/E.Edwards	SA/NSW	K.Johnson/B.Bird	VIC/SA
2012	G.Lee	WA	B.Bird	SA	C.De Bondt/J.Furness	VIC	B.Bird/E.Edwards	SA/NSW	C.De Bondt/E.Edwards	VIC/NSW
2013	G.Lee	WA	B.Bird	SA	O.Franklin/L.Taylor	SA	B.Bird/L.McConnell	SA/VIC	G.Lee/B.Bird	SA/WA

OVER 80 EVENTS

Year	Singles	Mens Singles	Womens Singles	Doubles			
1994	S.Wynack	VIC					
1995	S.Wynack	VIC					
1996	S.Wynack	VIC					
1997	W.Savige	VIC					
1998	R.Chappell	TAS					
1999	S.Wynack	VIC					
2000	W.Poole	VIC					
2001	R.Thomas	VIC					
2002	V.Mai	VIC					
2003	C.Avgoulas	SA					
2004	B.Bergmanis	VIC					
2005	B.Bergmanis	VIC					
2006	B.Bergmanis	VIC					
2007		B.Bergmanis	VIC	N.Redhead	QLD		
2008		G.Luu	VIC	J.Guggenheim	VIC		
2009		T.Boyd	NSW	J.Graebner	SA		
2010		S.Tran	VIC	D.Sanders	VIC		
2011		T.Boyd	NSW	A.MacDonald	WA		
2012		K.Johnson	VIC	P.Rosario	VIC		
2013		T.Herbert	QLD	G.Hutchinson	NSW	T.Boyd/D.Fitpatrick	NSW

30th Australian Veterans Table Tennis Championships

Over 30 Men's Singles

Group A

NAME	Tran	Spraggon	Dye	Win	Lose	Pos
X Tran		5,9,6	9,-11,7,-8,-8	1	1	2
I Spraggon	-5,-9,-6		-8,-6,-8	0	2	3
C Dye	-9,11,-7,8,8	8,6,8		2	0	1

Group F

NAME	Warr	Bowrey	Castaldi	Lay	Win	Lose	Pos
M Warr		-10,-3,-9	8,5,-6,9	4,7,2	2	1	3
M Bowrey	10,3,9		-5,7,-8,4,-8	-9,7,6,10	2	1	1
A Castaldi	-8,-5,6,-9	5,-7,8,-4,8		6,5,3	2	1	2
P Lay	-4,-7,-2	9,-7,-6,-10	-6,-5,-3		0	3	4

Group B

NAME	Semmler	Vangaveti	Solo	Win	Lose	Pos
D Semmler		5,0,4	8,-8,5,-10,4	2	0	1
V Vangaveti	-5,-0,-4		-8,5,7,-7,-5	0	2	3
B Solo	-8,8,-5,10,-4	8,-5,-7,7,5		1	1	2

Group G

NAME	Phan	Lane	Morden	Anders	Win	Lose	Pos
A Phan		6,5,4	7,10,-6,7	6,2,7	3	0	1
G Lane	-6,-5,-4		6,14,7	4,6,6	2	1	2
G Morden	-7,-10,6,-7	-6,-14,-7		6,5,5	1	2	3
C Anders	-6,-2,-7	-4,-6,-6	-6,-5,-5		0	3	4

Group C

NAME	Letts	Kempton	Yu	Lee	Win	Lose	Pos
G Letts		5,5,-7,8	1,4,5	7,6,7	3	0	1
R Kempton	-5,-5,7,-8		-8,-7,7,-8	-9,9,10,8	1	2	3
P Yu	-1,-4,-5	8,7,-7,8		-10,5,10,9	2	1	2
A Lee	-7,-6,-7	9,-9,-10,-8	10,-5,-10,-9		0	3	4

Group H

NAME	Glassenbury	Mulley	Halocha	Hee	Win	Lose	Pos
P A Glassenbury		-13,7,9,8	9,4,7	5,4,4	3	0	1
M Mulley	13,-7,-9,-8		-12,9,6,6	2,7,-11,7	2	1	2
B Halocha	-9,-4,-7	12,-9,-6,-6		7,3,-9,10	1	2	3
R Hee	-5,-4,-4	-2,-7,11,-7	-7,-3,9,-10		0	3	4

Group D

NAME	Tang	Nitz	Bellamy	Moody	Win	Lose	Pos
J Tang		-10,7,10,4	9,11,8	10,5,4	3	0	1
D Nitz	10,-7,-10,-4		Walkover	-5,-8,-8	1	2	3
I Bellamy	-9,-11,-8	Forfeit		Forfeit	0	3	4
P Moody	-10,-5,-4	5,8,8	Walkover		2	1	2

Group J

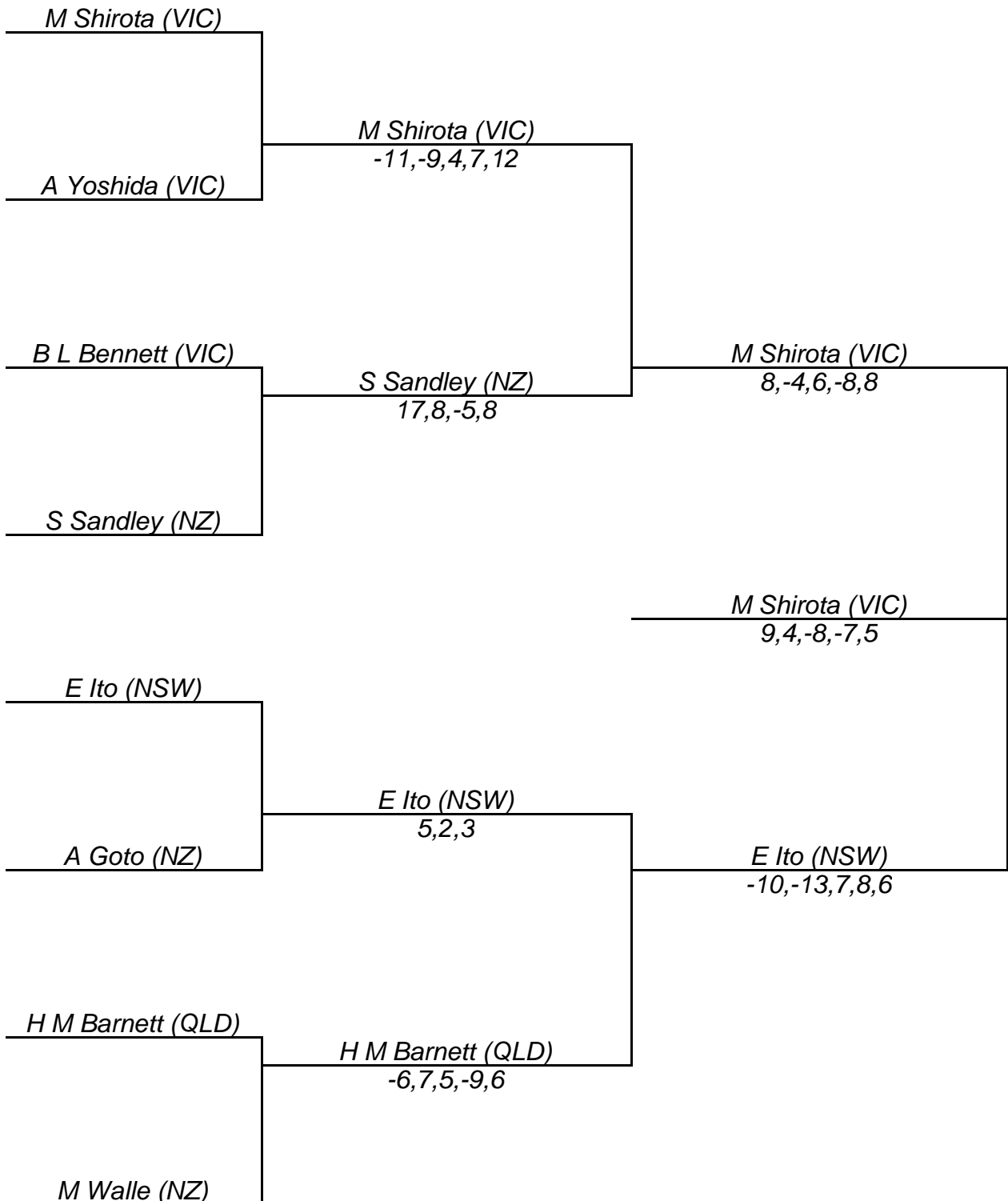
NAME	Fenwick	Golobokov	Richards	Kocjancic	Win	Lose	Pos
S Fenwick		5,7,8	2,3,1	4,1,2	3	0	1
P Golobokov	-5,-7,-8		8,5,8	7,7,8	2	1	2
R Richards	-2,-3,-1	-8,-5,-8		-5,-3,-4	0	3	4
E Kocjancic	-4,-1,-2	-7,-7,-8	5,3,4		1	2	3

Group E

NAME	Ly	Nguyen	MacPherson	Bristowe	Win	Lose	Pos
W Ly		-8,10,-8,-11	-9,4,11,9	7,10,1	2	1	2
N Nguyen	8,-10,8,11		5,3,-8,7	5,7,4	3	0	1
M MacPherson	9,-4,-11,-9	-5,-3,8,-7		4,2,11	1	2	3
G Bristowe	-7,-10,-1	-5,-7,-4	-4,-2,-11		0	3	4

30th Australian Veterans Table Tennis Championships

Over 30 Women's Singles



30th Australian Veterans Table Tennis Championships

Over 30 Women's Singles

Group A

NAME	Shirota	Pinkewich	Goto	Halocha	Win	Lose	Pos
M Shirota		4,4,2	8,7,7	6,-6,5,-12,3	3	0	1
M Pinkewich	-4,-4,-2		-6,-7,7,3,-16	4,-8,-8,-9	0	3	4
A Goto	-8,-7,-7	6,7,-7,-3,16		11,-5,-5,9,7	2	1	2
V Halocha	-6,6,-5,12,-3	-4,8,8,9	-11,5,5,-9,-7		1	2	3

Group B

NAME	Walle	Yoshida	Dang	James	Win	Lose	Pos
M Walle		5,-17,-10,9,5	3,6,2	4,9,8	3	0	1
A Yoshida	-5,17,10,-9,-5		4,-4,6,4	7,7,-10,9	2	1	2
T Dang	-3,-6,-2	-4,4,-6,-4		-0,7,7,0	1	2	3
J James	-4,-9,-8	-7,-7,10,-9	0,-7,-7,-0		0	3	4

Group C

NAME	Ito	Bennett	Williams	Chapple	Win	Lose	Pos
E Ito		10,2,8	3,3,2	4,6,5	3	0	1
B L Bennett	-10,-2,-8		3,7,8	-6,4,7,5	2	1	2
N Williams	-3,-3,-2	-3,-7,-8		9,-6,-8,-6	0	3	4
S Chapple	-4,-6,-5	6,-4,-7,-5	-9,6,8,6		1	2	3

Group D


NAME	Barnett	Sandley	Brindley	Montgomery	Win	Lose	Pos
H M Barnett		-11,-8,9,-9	-6,9,8,-9,7	8,5,3	2	1	2
S Sandley	11,8,-9,9		10,2,9	3,6,2	3	0	1
A Brindley	6,-9,-8,9,-7	-10,-2,-9		11,-8,-10,9,7	1	2	3
C Montgomery	-8,-5,-3	-3,-6,-2	-11,8,10,-9,-7		0	3	4

30th Australian Veterans Table Tennis Championships

Over 30 Men's Doubles

SEEDS

- 1 W Ly/X Tran (NSW)
- 2 G Robbins/D Semmler (VIC)
- 3 P A Glassenbury/A Phan (SA)
- 4 C Dye/S Fenwick (NZ)




30th Australian Veterans Table Tennis Championships

Over 30 Women's Doubles

SEEDS

- 1 S Sandley/M Walle (NZ)
- 2 H M Barnett (QLD)/B L Bennett (VIC)
- 3 V Dang/M Pinkewich (NSW)
- 4 M Shirota/A Yoshida (VIC)




30th Australian Veterans Table Tennis Championships

Over 30 Mixed Doubles

SEEDS


- 1 G Letts (WA)/H M Barnett (QLD)
- 2 W Ly/V Dang (NSW)
- 3 D Semmler/M Shirota (VIC)
- 4 X Tran (NSW)/B L Bennett (VIC)



30th Australian Veterans Table Tennis Championships

Over 40 Men's Singles


TOP HALF



30th Australian Veterans Table Tennis Championships

Over 40 Men's Singles

BOTTOM HALF



30th Australian Veterans Table Tennis Championships

Over 40 Men's Singles

Group A

NAME	regmoona	Kempton	Wolfman	Lee	Win	Lose	Pos
W Heginbotham		6,3,5	4,1,2	9,5,4	3	0	1
R Kempton	-6,-3,-5		-7,-9,9,-6	8,6,6	1	2	3
T Wolfman	-4,-1,-2	7,9,-9,6		8,-6,2,5	2	1	2
A Lee	-9,-5,-4	-8,-6,-6	-8,6,-2,-5		0	3	4

Group M

NAME	Tang	Ranger	Cumming	Spraggon	Win	Lose	Pos
J Tang		9,-8,-8,-9	8,8,6	-7,-3,-8	1	2	3
PM Ranger	-9,8,8,9		3,8,-12,3	3,-4,9,8	3	0	1
P Cumming	-8,-8,-6	-3,-8,12,-3		-3,-8,-4	0	3	4
I Spraggon	7,3,8	-3,4,-9,-8	3,8,4		2	1	2

Group B

NAME	Semmler	Nguyen	Castaldi		Win	Lose	Pos
D Semmler		8,2,4	5,4,8		2	0	1
N Nguyen	-8,-2,-4		-8,-8,-9		0	2	3
A Castaldi	-5,-4,-8	8,8,9			1	1	2

Group N

NAME	Mitchell	Malyschko	Crane	Gyuricza	Win	Lose	Pos
S Mitchell		Walkover	4,6,2	3,4,3	3	0	1
D Malyschko	Forfeit		Forfeit	Forfeit	0	3	
M Crane	-4,-6,-2	Walkover		7,-6,-4,11,8	2	1	2
Z Gyuricza	-3,-4,-3	Walkover	-7,6,4,-11,-8		1	2	3

Group C

NAME	Huynh	Kilmister	Yong	Phan	Win	Lose	Pos
B Huynh		2,7,4	7,5,11	5,7,4	3	0	1
P Kilmister	-2,-7,-4		9,8,11	10,-8,4,5	2	1	2
T Yong	-7,-5,-11	-9,-8,-11		5,7,11	1	2	3
H Phan	-5,-7,-4	-10,8,-4,-5	-5,-7,-11		0	3	4

Group P

NAME	Drew	Ung	Halocha	Jorgensen	Win	Lose	Pos
J Drew		6,6,3	8,8,6	5,2,4	3	0	1
W Ung	-6,-6,-3		9,3,9	3,3,4	2	1	2
B Halocha	-8,-8,-6	-9,-3,-9		-9,-10,-7	0	3	4
D Jorgensen	-5,-2,-4	-3,-3,-4	9,10,7		1	2	3

Group D

NAME	Letts	Katsipis	Groombridge	Uttley	Win	Lose	Pos
G Letts		6,8,4	-8,4,2,8	4,6,9	3	0	1
R Katsipis	-6,-8,-4		-10,-7,10,-7	0,5,-9,8	1	2	3
W Groombridge	8,-4,-2,-8	10,7,-10,7		5,8,11	2	1	2
P Uttley	-4,-6,-9	-0,-5,9,-8	-5,-8,-11		0	3	4

Group Q

NAME	Dye	Harper	Donlon	Clarke	Win	Lose	Pos
C Dye		8,9,-9,7	6,3,3	3,4,4	3	0	1
B Harper	-8,-9,9,-7		10,8,5	6,6,6	2	1	2
M Donlon	-6,-3,-3	-10,-8,-5		9,-9,-9,-6	0	3	4
P Clarke	-3,-4,-4	-6,-6,-6	-9,9,9,6		1	2	3

Group E

NAME	Robson	Robbins	Reeves	Keating	Win	Lose	Pos
B Robson		9,4,5	8,5,3	6,4,4	3	0	1
G Robbins	-9,-4,-5		11,9,2	6,5,9	2	1	2
A Reeves	-8,-5,-3	-11,-9,-2		4,2,10	1	2	3
P Keating	-6,-4,-4	-6,-5,-9	-4,-2,-10		0	3	4

Group R

NAME	Fenwick	Cheung	Tegelaers	Moody	Win	Lose	Pos
S Fenwick		4,6,-12,4	4,2,3	4,9,7	3	0	1
P Cheung	-4,-6,12,-4		4,6,2	7,-7,-12,8,-12	1	2	3
P Tegelaers	-4,-2,-3	-4,-6,-2		-4,-6,-9	0	3	4
P Moody	-4,-9,-7	-7,7,12,-8,12	4,6,9		2	1	2

Group F

NAME	Jeffress	Bowrey	Smith	Bristowe	Win	Lose	Pos
A Jeffress		-4,8,-7,7	Walkover	8,3,7	2	1	2
M Bowrey	4,-8,7,7		Walkover	4,8,9	3	0	1
T Smith	Forfeit	Forfeit		Forfeit	0	3	
G Bristowe	-8,-3,-7	-4,-8,-9	Walkover		1	2	3

Group S

NAME	Ngo	Walker	Jones	Hee	Win	Lose	Pos
T Ngo		6,6,8	5,3,3	8,9,6	3	0	1
T Walker	-6,-6,-8		5,4,7	7,4,9	2	1	2
J Jones	-5,-3,-3	-5,-4,-7		9,-6,8,8	1	2	3
R Hee	-8,-9,-6	-7,-4,-9	-9,6,-8,-8		0	3	4

Group G

NAME	Pandit	Nitz	Grainger	Morden	Win	Lose	Pos
S Pandit		9,9,3	10,5,8	4,7,7	3	0	1
D Nitz	-9,-9,-3		9,5,-9,7	7,5,6	2	1	2
P Grainger	-10,-5,-8	-9,-5,9,-7		-11,9,5,10	1	2	3
G Morden	-4,-7,-7	-7,-5,-6	11,-9,-5,-10		0	3	4

Group T

NAME	Malyschko	Websdale	Bellamy	Solo	Win	Lose	Pos
K Malyschko		4,-8,-4,-5	7,-6,9,-4,-9	-9,-9,-9	0	3	4
P Websdale	-4,8,4,5		8,2,5	9,9,9	3	0	1
I Bellamy	-7,6,-9,4,9	-8,-2,-5		-9,-6,-5	1	2	3
B Solo	9,9,9	-9,-9,-9	9,6,5		2	1	2

Group H

NAME	Wellington	Herman	Muller	Anders	Win	Lose	Pos
M Wellington		5,4,5	9,1,5	8,3,6	3	0	1
A Herman	-5,-4,-5		4,-8,10,6	-8,7,9,6	2	1	2
M Muller	-9,-1,-5	-4,8,-10,-6		8,-8,-2,-3	0	3	4
C Anders	-8,-3,-6	8,-7,-9,-6	-8,8,2,3		1	2	3

Group U

NAME	Dever	Lane	Bruton	Pham	Win	Lose	Pos
J Dever		9,10,-6,0	3,9,5	Walkover	3	0	1
G Lane	-9,-10,6,-0		-0,-7,7,5,6	Walkover	2	1	2
S J Bruton	-3,-9,-5	0,7,-7,-5,-6		Walkover	1	2	3
L Pham	Forfeit	Forfeit	Forfeit		0	3	

30th Australian Veterans Table Tennis Championships

Over 40 Men's Singles

Group J

NAME	Campbell	Weller	Maksacheff	Perry	Win	Lose	Pos
C J Campbell		-9,7,6,3	5,4,3	6,5,7	3	0	1
I Weller	9,-7,-6,-3		8,-8,9,-5,4	6,-9,-9,10,5	2	1	2
G Maksacheff	-5,-4,-3	-8,8,-9,5,-4		-10,7,10,4	1	2	3
R Perry	-6,-5,-7	-6,9,9,-10,-5	10,-7,-10,-4		0	3	4

Group V

NAME	Ly	Mulley	Williams	Edwards	Win	Lose	Pos
W Ly		11,-8,-5,-8	8,9,9	9,7,-7,-3,8	2	1	2
M Mulley	-11,8,5,8		7,2,-10,-8,-8	8,6,8	2	1	1
P Williams	-8,-9,-9	-7,-2,10,8,8		-8,8,-1,-6	1	2	4
G Edwards	-9,-7,7,3,-8	-8,-6,-8	8,-8,1,6		1	2	3

Group K

NAME	Golobokov	Lee	Kung	Yu	Win	Lose	Pos
P Golobokov		-7,8,5,-8,8	9,5,4	4,7,6	3	0	1
J Lee	7,-8,-5,8,-8		-8,10,5,9	12,3,10	2	1	2
F Kung	-9,-5,-4	8,-10,-5,-9		6,-8,-7,6,-6	0	3	4
P Yu	-4,-7,-6	-12,-3,-10	-6,8,7,-6,6		1	2	3

Group W

NAME	Krigovsky	Easling	Kocjancic	Davey	Win	Lose	Pos
P Krigovsky		10,7,8	5,7,5	8,6,5	3	0	1
P Easling	-10,-7,-8		9,6,-10,-7,7	9,-10,-9,-3	1	2	3
E Kocjancic	-5,-7,-5	-9,-6,10,7,-7		3,-9,-7,-11	0	3	4
G Davey	-8,-6,-5	-9,10,9,3	-3,9,7,11		2	1	2


Group L

NAME	McDonnell	Hall	MacPherson	Howard	Win	Lose	Pos
B McDonnell		10,4,7	11,8,10	7,7,4	3	0	1
M Hall	-10,-4,-7		3,-11,-11,8,-11	-5,5,-8,-7	0	3	4
M MacPherson	-11,-8,-10	-3,11,11,-8,11		-11,-4,10,-8	1	2	3
K Howard	-7,-7,-4	5,-5,8,7	11,4,-10,8		2	1	2

Last Updated: September 12, 2013 3:23 PM

30th Australian Veterans Table Tennis Championships

Over 40 Women's Singles



30th Australian Veterans Table Tennis Championships

Over 40 Women's Singles

Group A

NAME	Walle	Strong	Pham		Win	Lose	Pos
M Walle		3,3,3	8,9,4		2	0	1
J A Strong	-3,-3,-3		11,8,7		1	1	2
K Pham	-8,-9,-4	-11,-8,-7			0	2	3

Group B

NAME	Shirota	Dombrose	Ly		Win	Lose	Pos
M Shirota		4,4,1	3,6,8		2	0	1
M Dombrose	-4,-4,-1		7,-8,3,-5,-11		0	2	3
A Ly	-3,-6,-8	-7,8,-3,5,11			1	1	2

Group C

NAME	Tanfana	Brindley	Williams		Win	Lose	Pos
T Tanfana		8,4,6	5,1,2		2	0	1
A Brindley	-8,-4,-6		7,5,9		1	1	2
N Williams	-5,-1,-2	-7,-5,-9			0	2	3

Group D

NAME	Ito	Willis	Xiong	Pierce	Win	Lose	Pos
E Ito		5,6,14	5,7,8	Walkover	3	0	1
K Willis	-5,-6,-14		-9,-8,-4	5,7,13	1	2	3
C Xiong	-5,-7,-8	9,8,4		8,-8,4,7	2	1	2
J Pierce	Forfeit	-5,-7,-13	-8,8,-4,-7		0	3	4

Group E

NAME	Barnett	Pinkewich	Jones	Truong	Win	Lose	Pos
H M Barnett		7,9,7	7,8,0	5,3,6	3	0	1
M Pinkewich	-7,-9,-7		-10,6,6,2	11,4,5	2	1	2
C Jones	-7,-8,-0	10,-6,-6,-2		-6,-5,-6	0	3	4
O Truong	-5,-3,-6	-11,-4,-5	6,5,6		1	2	3

Group F

NAME	Bennett	Kranz	Goto	James	Win	Lose	Pos
B L Bennett		6,9,-7,4	9,8,7	-9,2,3,6	3	0	1
M Kranz	-6,-9,7,-4		-2,-2,-7	6,-5,-7,10,7	1	2	3
A Goto	-9,-8,-7	2,2,7		6,9,5	2	1	2
J James	9,-2,-3,-6	-6,5,7,-10,-7	-6,-9,-5		0	3	4

Group G

NAME	Sandley	Whiteford	Cordingly	Paolini	Win	Lose	Pos
S Sandley		6,1,5	2,8,3	Walkover	3	0	1
L Whiteford	-6,-1,-5		-13,2,6,5	Walkover	2	1	2
R Cordingly	-2,-8,-3	13,-2,-6,-5		Walkover	1	2	3
J Paolini	Forfeit	Forfeit	Forfeit		0	3	

Group H

NAME	Dang	Carruthers	Sakova	Chapple	Win	Lose	Pos
V Dang		12,4,7	8,9,-9,5	1,6,4	3	0	1
V Carruthers	-12,-4,-7		-8,8,-6,8,5	11,4,2	2	1	2
I Sakova	-8,-9,-5	8,-8,6,-8,-5		4,11,5	1	2	3
S Chapple	-1,-6,-4	-11,-4,-2	-4,-11,-5		0	3	4

Group J

NAME	Clackson	Yu	Halocha	Wagner	Win	Lose	Pos
B Clackson		6,5,9	5,-3,-7,10,4	8,5,2	3	0	1
J Yu	-6,-5,-9		-9,-6,6,-12	7,-7,7,7	1	2	3
V Halocha	-5,3,7,-10,-4	9,6,-6,12		8,1,2	2	1	2
A Wagner	-8,-5,-2	-7,7,-7,-7	-8,-1,-2		0	3	4


30th Australian Veterans Table Tennis Championships

Over 40 Men's Doubles

SEEDS

- 1 W Heginbotham/B Robson (NSW)
- 2 C J Campbell/G Letts (WA)
- 3 G Robbins/D Semmler (VIC)
- 4 B Huynh (VIC)/S Pandit (SA)
- 5 S Mitchell/M Wellington (QLD)
- 6 C Dye/J Tang (NZ)
- 7 T Ngo (NSW)/N Nguyen (SA)
- 8 A Jeffress/G Lane (QLD)


TOP HALF



30th Australian Veterans Table Tennis Championships

Over 40 Men's Doubles

BOTTOM HALF




30th Australian Veterans Table Tennis Championships

Over 40 Women's Doubles

SEEDS

- 1 V Carruthers/R Chambers (VIC)
- 2 H M Barnett/A McDonnell (QLD)
- 3 C Little/S Sandley (NZ)
- 4 J Ma/T Tanfana (NZ)



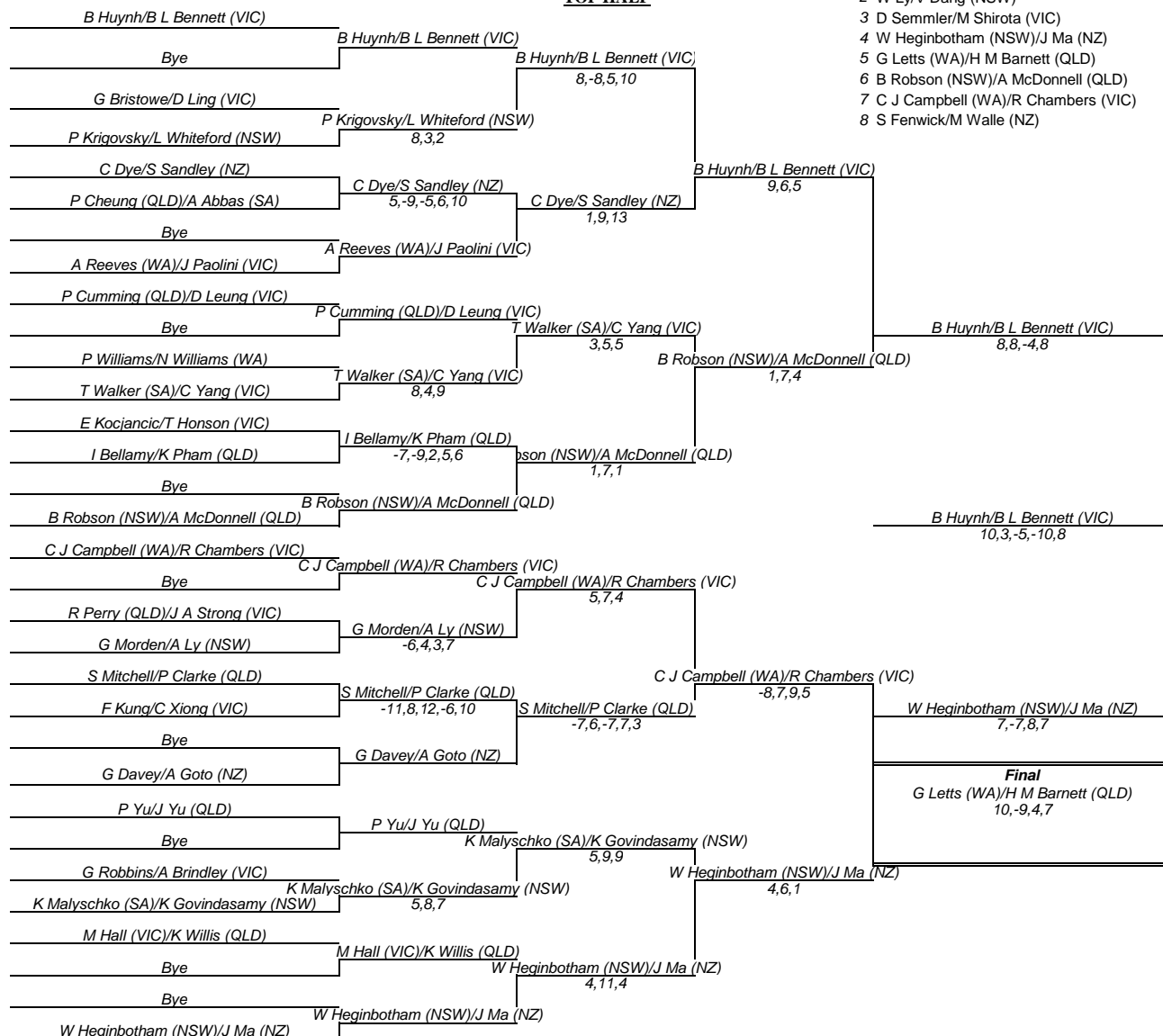
30th Australian Veterans Table Tennis Championships

Over 40 Mixed Doubles

SEEDS

- 1 B Huynh/B L Bennett (VIC)
- 2 W Ly/V Dang (NSW)
- 3 D Semmler/M Shiota (VIC)
- 4 W Heginbotham (NSW)/J Ma (NZ)
- 5 G Letts (WA)/H M Barnett (QLD)
- 6 B Robson (NSW)/A McDonnell (QLD)
- 7 C J Campbell (WA)/R Chambers (VIC)
- 8 S Fenwick/M Walle (NZ)


TOP HALF



30th Australian Veterans Table Tennis Championships

Over 50 Men's Singles

TOP HALF



30th Australian Veterans Table Tennis Championships

Over 50 Men's Singles

Group A

NAME	regmoona	Grainger	Mai		Win	Lose	Pos
W Heginbotham		4,1,-8,2	4,3,3		2	0	1
P Grainger	-4,-1,8,-2		-4,-4,7,-6		0	2	3
T Mai	-4,-3,-3	4,4,-7,6			1	1	2

Group B

NAME	Wellington	Finlay	Williams		Win	Lose	Pos
M Wellington		-9,6,2,3	3,-11,6,6		2	0	1
I Finlay	9,-6,-2,-3		-8,-7,-9		0	2	3
P Williams	-3,11,-6,-6	8,7,9			1	1	2

Group C

NAME	Robson	Perry	Chen	Kung	Win	Lose	Pos
B Robson		5,12,5	3,2,2	-6,2,7,8	3	0	1
R Perry	-5,-12,-5		6,4,-8,-10,6	-2,-7,-3	1	2	3
S Chen	-3,-2,-2	-6,-4,8,10,-6		-6,-4,-12	0	3	4
F Kung	6,-2,-7,-8	2,7,3	6,4,12		2	1	2

Group D

NAME	Pinkewich	Woltman	Smith	Beaton	Win	Lose	Pos
P Pinkewich		6,1,1	Walkover	Walkover	3	0	1
T Woltman	-6,-1,-1		Walkover	Walkover	2	1	2
T Smith	Forfeit	Forfeit		No Match	0	2	
A R Beaton	Forfeit	Forfeit	No Match		0	2	

Group E

NAME	Pandit	Rylatt	Uttley	Flood	Win	Lose	Pos
S Pandit		6,7,2	7,9,2	5,9,5	3	0	1
D Rylatt	-6,-7,-2		7,-9,5,8	8,5,-6,11	2	1	2
P Uttley	-7,-9,-2	-7,-9,-5,-8		6,-5,5,8	1	2	3
D Flood	-5,-9,-5	-8,-5,6,-11	-6,-5,-5,-8		0	3	4

Group F

NAME	Campbell	Phan	Donlon	Coughlan	Win	Lose	Pos
C J Campbell		5,3,2	2,7,4	5,4,0	3	0	1
H Phan	-5,-3,-2		-9,-9,-7	6,7,9	1	2	3
M Donlon	-2,-7,-4	9,9,7		9,8,9	2	1	2
M Coughlan	-5,-4,-0	-6,-7,-9	-9,-8,-9		0	3	4

Group G

NAME	Berry	Carlson	Dombrose	Jorgensen	Win	Lose	Pos
B Berry		7,-8,8,-5,8	6,10,9	1,-8,4,5	3	0	1
C Carlson	-7,8,-8,5,-8		5,5,4	-9,4,4,7	2	1	2
M Dombrose	-6,-10,-9	-5,-5,-4		-5,-8,4,-7	0	3	4
D Jorgensen	-1,8,-4,-5	9,-4,-4,-7	5,8,-4,7		1	2	3

Group H

NAME	Huynh	Tai	Clarke	Reeves	Win	Lose	Pos
B Huynh		2,7,8	12,7,5	5,8,10	3	0	1
S Tai	-2,-7,-8		9,7,9	8,4,5	2	1	2
P Clarke	-12,-7,-5	-9,-7,-9		6,8,-6,-9,-5	0	3	4
A Reeves	-5,-8,-10	-8,-4,-5	-6,-8,6,9,5		1	2	3

Group I

NAME	Drew	Hall	Lee	Cumming	Win	Lose	Pos
J Drew		7,8,6	7,5,4	4,9,2	3	0	1
M Hall	-7,-8,-6		-5,-6,-6	-9,8,5,-9,5	1	2	3
E Lee	-7,-5,-4	5,6,6		9,5,7	2	1	2
P Cumming	-4,-9,-2	9,-8,-5,9,-5	-9,-5,-7		0	3	4

Group K

NAME	Mitchell	Antoun	Yong	Carruthers	Win	Lose	Pos
S Mitchell		-9,-8,4,4,9	-3,7,8,-11,8	4,4,3	3	0	1
M Antoun	9,8,-4,-4,-9		-6,2,-8,-8	8,-5,-9,5,8	1	2	3
T Yong	3,-7,-8,11,-8	6,-2,8,8		4,-10,3,4	2	1	2
P Carruthers	-4,-4,-3	-8,5,9,-5,-8	-4,10,-3,-4		0	3	4

Group L

NAME	Dever	Kilmister	Muller	Crane	Win	Lose	Pos
J Dever		4,7,7	4,5,-9,3	10,5,7	3	0	1
P Kilmister	-4,-7,-7		3,8,8	7,8,3	2	1	2
M Muller	-4,-5,9,-3	-3,-8,-8		-9,-10,7,6,-6	0	3	4
M Crane	-10,-5,-7	-7,-8,-3	9,10,-7,-6,6		1	2	3

Group M

NAME	Krigovsky	Weller	Keating	McKay	Win	Lose	Pos
P Krigovsky		12,8,-12,9		2,8,4	3	0	1
I Weller	-12,-8,12,-9		6,8,4	2,5,3	2	1	2
P Keating	-2,-8,-4	-6,-8,-4		-6,-8,10,4,10	1	2	3
P McKay	-7,-9,-4	-2,-5,-3	6,8,-10,-4,-10		0	3	4

Group N

NAME	Fogarty	Lee	Chen	Maksacheff	Win	Lose	Pos
K Fogarty		-9,5,-6,-7	2,1,2	-11,9,-6,5,3	2	1	2
J Lee	9,-5,6,7		3,4,5		3	0	1
M Chen	-2,-1,-2	-3,-4,-5		-2,-0,-2	0	3	4
G Maksacheff	11,-9,6,-5,-3	-3,-7,-7	2,0,2		1	2	3

Group P

NAME	Malyschko	Cheung	Davey	Edwards	Win	Lose	Pos
K Malyschko		-7,-10,-4	3,8,10	6,6,6	2	1	2
P Cheung	7,10,4		7,5,-9,10	6,4,7	3	0	1
G Davey	-3,-8,-10	-7,-5,9,-10		1,5,4	1	2	3
G Edwards	-6,-6,-6	-6,-4,-7	-1,-5,-4		0	3	4

Group Q

NAME	Walker	Harper	Tegeleers	Beutel	Win	Lose	Pos
T Walker		-9,-8,4,4,5	5,7,7	-7,4,5,4	3	0	1
B Harper	9,8,-4,-4,-5		4,3,-8,7	9,4,5	2	1	2
P Tegeleers	-5,-7,-7	-4,-3,8,-7		-9,-6,-4	0	3	4
B Beutel	7,-4,-5,-4	-9,-4,-5	9,6,4		1	2	3

Group R


NAME	Websdale	Malyschko	Howard	Opatrny	Win	Lose	Pos
P Websdale		Walkover	6,-8,11,-6,7	-8,7,-9,4,14	3	0	1
D Malyschko	Forfeit		Forfeit	Forfeit	0	3	
K Howard	-6,8,-11,6,-7	Walkover		-2,8,5,-6,5	2	1	2
G Opatrny	8,-7,9,-4,-14	Walkover	2,-8,-5,6,-5		1	2	3

Group S

NAME	Ranger	Ung	Gyuricza	Bruton	Win	Lose	Pos
PM Ranger		-11,-5,9,-9	5,7,2	7,6,7	2	1	2
W Ung	11,5,-9,9		8,4,4	3,4,4	3	0	1
Z Gyuricza	-5,-7,-2	-8,-4,-4		9,8,8	1	2	3
S J Bruton	-7,-6,-7	-3,-4,-4	-9,-8,-8		0	3	4

30th Australian Veterans Table Tennis Championships

Over 50 Women's Singles



30th Australian Veterans Table Tennis Championships

Over 50 Women's Singles

Group A

NAME	Little	Clarke	Truong		Win	Lose	Pos
C Little		3,4,2	2,5,5		2	0	1
P Clarke	-3,-4,-2		5,6,8		1	1	2
O Truong	-2,-5,-5	-5,-6,-8			0	2	3

Group F

NAME	Abbas	Sakova	Le	Pierce	Win	Lose	Pos
A Abbas		4,8,-6,-8,-6	6,8,6	-7,7,7,7	2	1	2
I Sakova	-4,-8,6,8,6		5,8,3	9,7,10	3	0	1
K Le	-6,-8,-6	-5,-8,-3		5,3,-4,8	1	2	3
J Pierce	7,-7,-7,-7	-9,-7,-10	-5,-3,4,-8		0	3	4

Group B

NAME	Tanfana	Ly	Cordingly	Wilson	Win	Lose	Pos
T Tanfana		6,7,11	8,7,6	9,10,5	3	0	1
A Ly	-6,-7,-11		4,-9,8,-10,10	10,-9,-7,8,7	2	1	2
R Cordingly	-8,-7,-6	-4,9,-8,10,-10		-7,3,-1,-8	0	3	4
D Wilson	-9,-10,-5	-10,9,7,-8,-7	7,-3,1,8		1	2	3

Group G

NAME	Whiteford	Kalich	O'Bryan	Sellwood	Win	Lose	Pos
L Whiteford		10,8,-7,2	1,5,7	5,8,8	3	0	1
E Kalich	-10,-8,7,-2		9,8,5	9,9,8	2	1	2
D O'Bryan	-1,-5,-7	-9,-8,-5		-9,-7,-8	0	3	4
A Sellwood	-5,-8,-8	-9,-9,-8	9,7,8		1	2	3

Group C

NAME	McDonnell	Aduckiewicz	Dombrose	Paolini	Win	Lose	Pos
A McDonnell		2,4,5	1,6,5	Walkover	3	0	1
J Aduckiewicz	-2,-4,-5		-7,-10,-8	Walkover	1	2	3
M Dombrose	-1,-6,-5	7,10,8		Walkover	2	1	2
J Paolini	Forfeit	Forfeit	Forfeit		0	3	

Group H

NAME	Carruthers	Sulimova	Pham	Wagner	Win	Lose	Pos
V Carruthers		-9,-9,-5	4,4,7	5,-9,4,3	2	1	2
T Sulimova	9,9,5		7,4,11	7,-6,11,6	3	0	1
K Pham	-4,-4,-7	-7,-4,-11		9,-2,-6,-3	0	3	4
A Wagner	-5,9,-4,-3	-7,6,-11,-6	-9,2,6,3		1	2	3

Group D

NAME	Ma	Kranz	Morley	Strong	Win	Lose	Pos
J Ma		5,6,6	1,4,5	4,5,4	3	0	1
M Kranz	-5,-6,-6		4,4,10	-6,-9,3,-8	1	2	3
B Morley	-1,-4,-5	-4,-4,-10		-11,-6,-5	0	3	4
J A Strong	-4,-5,-4	6,9,-3,8	11,6,5		2	1	2

Group J

NAME	Yu	Trnka	Cowie	Leung	Win	Lose	Pos
J Yu		-6,-2,-3	6,-7,-9,5,3	3,8,7	2	1	2
I Trnka	6,2,3		5,7,8	3,4,4	3	0	1
C Cowie	-6,7,9,-5,-3	-5,-7,-8		10,-9,10,5	1	2	3
D Leung	-3,-8,-7	-3,-4,-4	-10,9,-10,-5		0	3	4

Group E


NAME	Chambers	Willis	Young	Jones	Win	Lose	Pos
R Chambers		-9,4,3,9	-9,2,5,1	3,6,2	3	0	1
K Willis	9,-4,-3,-9		5,-4,10,3	3,0,3	2	1	2
C Young	9,-2,-5,-1	-5,4,-10,-3		7,-8,-8,9,9	1	2	3
C Jones	-3,-6,-2	-3,-0,-3	-7,8,8,-9,-9		0	3	4

30th Australian Veterans Table Tennis Championships

Over 50 Women's Doubles

SEEDS

- 1 V Carruthers/R Chambers (VIC)
- 2 J Ma/T Tanfana (NZ)
- 3 P Clarke/A McDonnell (QLD)
- 4 D Darwent/C Matthews (SA)
- 5 V Beaver (NZ)/A Roberts (VIC)
- 6 C Little/C Young (NZ)
- 7 A Abbas (SA)/J Yu (QLD)
- 8 T Sulimova (NZ)/I Trnka (VIC)



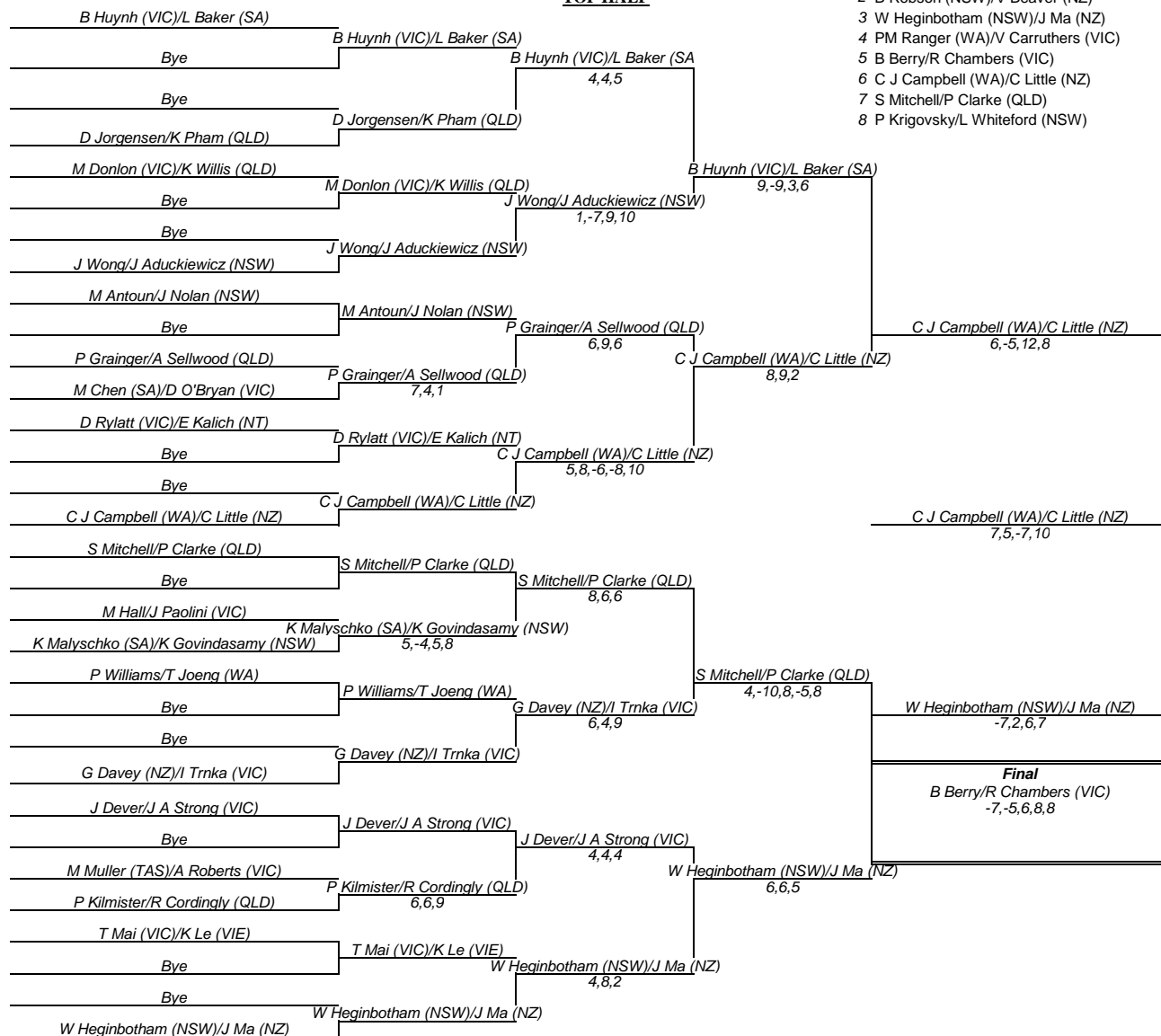
30th Australian Veterans Table Tennis Championships

Over 50 Mixed Doubles

SEEDS

- 1 B Huynh (VIC)/L Baker (SA)
- 2 B Robson (NSW)/V Beaver (NZ)
- 3 W Heginbotham (NSW)/J Ma (NZ)
- 4 PM Ranger (WA)/V Carruthers (VIC)
- 5 B Berry/R Chambers (VIC)
- 6 C J Campbell (WA)/C Little (NZ)
- 7 S Mitchell/P Clarke (QLD)
- 8 P Krigovsky/L Whiteford (NSW)


TOP HALF



30th Australian Veterans Table Tennis Championships


Over 50 Mixed Doubles

BOTTOM HALF



30th Australian Veterans Table Tennis Championships

Over 60 Men's Singles



30th Australian Veterans Table Tennis Championships

Over 60 Men's Singles

Group A

NAME	Pinkewich	Rylatt	Dombrose	Battilana	Win	Lose	Pos
P Pinkewich		7,9,9	2,2,6	8,7,6	3	0	1
D Rylatt	-7,-9,-9		10,-3,-9,8,10	7,7,8	2	1	2
M Dombrose	-2,-2,-6	-10,3,9,-8,-10		9,13,9	1	2	3
M Battilana	-8,-7,-6	-7,-7,-8	-9,-13,-9		0	3	4

Group F

NAME	Taylforth	Fogarty	Carlson	Pun	Win	Lose	Pos
T Taylforth		6,7,3	3,11,4	9,3,4	3	0	1
K Fogarty	-6,-7,-3		8,2,11	7,-9,6,2	2	1	2
C Carlson	-3,-11,-4	-8,-2,-11		9,11,6	1	2	3
K Pun	-9,-3,-4	-7,9,-6,-2	-9,-11,-6		0	3	4

Group B

NAME	Berry	Lee	Goldenberg	Ratnan	Win	Lose	Pos
B Berry		7,6,8	6,-11,8,2	9,7,6	3	0	1
E Lee	-7,-6,-8		10,7,-6,8	2,1,1	2	1	2
J Goldenberg	-6,11,-8,-2	-10,-7,6,-8		1,5,5	1	2	3
J Ratnan	-9,-7,-6	-2,-1,-1	-1,-5,-5		0	3	4

Group G

NAME	Weinstock	Webb	Chen	Flood	Win	Lose	Pos
W Weinstock		4,-10,5,-7,-8	9,-9,6,7	-8,8,4,-11,8	2	1	2
T Webb	-4,10,-5,7,8		2,5,-8,6	4,-7,6,4	3	0	1
S Chen	-9,9,-6,-7	-2,-5,8,-6		-4,10,-9,-10	0	3	4
D Flood	8,-8,-4,11,-8	-4,7,-6,-4	4,-10,9,10		1	2	3

Group C

NAME	Wong	Sim	Bruhn	Garrett	Win	Lose	Pos
J Wong		-7,9,9,9	-8,5,8,9	6,6,7	3	0	1
C Sim	7,-9,-9,-9		10,7,5	8,8,-9,-8,-9	1	2	2
A Bruhn	8,-5,-8,-9	-10,-7,-5		6,-11,5,3	1	2	4
R Garrett	-6,-6,-7	-8,-8,9,8,9	-6,11,-5,-3		1	2	3

Group H

NAME	Green	Pattinson	Opatrny	Scott	Win	Lose	Pos
D Green		-5,-16,10,-10	5,8,6	-6,9,12,9	2	1	2
D Pattinson	5,16,-10,10		7,9,7	5,-12,1,9	3	0	1
G Opatrny	-5,-8,-6	-7,-9,-7		6,-9,6,6	1	2	3
J Scott	6,-9,-12,-9	-5,12,-1,-9	-6,9,-6,-6		0	3	4

Group D

NAME	Samuelsson	Antoun	Nadal	Mai	Win	Lose	Pos
TL Samuelsson		8,4,-8,-9,-7	-10,7,-6,7,8	6,8,9	2	1	1
M Antoun	-8,-4,8,9,7		-4,6,-6,-7	9,-10,-7,-7	1	2	4
G Nadal	10,-7,6,-7,-8	4,-6,6,7		-6,-4,-6	1	2	3
T Mai	-6,-8,-9	-9,10,7,7	6,4,6		2	1	2

Group J


NAME	Ede	Sherriff	Huang	Finlay	Win	Lose	Pos
M W Ede		7,3,-11,14	7,5,9	9,2,3	3	0	1
J Sherriff	-7,-3,11,-14		3,5,6	5,6,5	2	1	2
F Huang	-7,-5,-9	-3,-5,-6		-9,-8,7,5	1	2	3
I Finlay	-9,-2,-3	-5,-6,-5	9,8,-7,-7,5		0	3	4

Group E

NAME	Keung	Tai	Gradwell	Lee	Win	Lose	Pos
E Keung		-9,8,9,8	-9,3,9,4	6,4,5	3	0	1
S Tai	9,-8,-9,-8		13,5,-13,7	-10,-5,8,-7	1	2	3
C Gradwell	9,-3,-9,-4	-13,-5,13,-7		-8,-2,-6	0	3	4
TY Lee	-6,-4,-5	10,5,-8,7	8,2,6		2	1	2

30th Australian Veterans Table Tennis Championships

Over 60 Women's Singles



30th Australian Veterans Table Tennis Championships

Over 60 Women's Singles

Group A

NAME	Baker	Roberts	Joeng	Pha	Win	Lose	Pos
L Baker		14,-9,-6,-8	8,1,5	1,8,8	2	1	2
A Roberts	-14,9,6,8		-11,10,8,-7,3	-10,-2,-8	2	1	1
T Joeng	-8,-1,-5	11,-10,-8,7,-3		9,-9,-8,9,9	1	2	3
A Pha	-1,-8,-8	10,2,8	-9,9,8,-9,-9		1	2	4

Group B

NAME	Coombes	Beaver	Nolan	Le	Win	Lose	Pos
J Coombes		-6,-8,-10	6,9,4	9,-6,10,-9,-3	1	2	3
V Beaver	6,8,10		5,7,-8,8	-9,-6,9,-1	2	1	2
J Nolan	-6,-9,-4	-5,-7,8,-8		-4,9,-4,-11	0	3	4
K Le	-9,6,-10,9,3	9,6,-9,1	4,-9,4,11		3	0	1

Group C

NAME	Kalich	Aduckiewicz	Smiech	Morley	Win	Lose	Pos
E Kalich		6,7,14	6,4,2	9,5,8	3	0	1
J Aduckiewicz	-6,-7,-14		5,3,8	6,-8,6,4	2	1	2
V Smiech	-6,-4,-2	-5,-3,-8		9,10,8	1	2	3
B Morley	-9,-5,-8	-6,8,-6,-4	-9,-10,-8		0	3	4

Group D

NAME	Matthews	Sulimova	Cowie	O'Bryan	Win	Lose	Pos
C Matthews		-6,-2,-5	-10,8,7,-6,14	12,7,8	2	1	2
T Sulimova	6,2,5		5,8,5	5,-6,4,5	3	0	1
C Cowie	10,-8,-7,6,-14	-5,-8,-5		3,6,7	1	2	3
D O'Bryan	-12,-7,-8	-5,6,-4,-5	-3,-6,-7		0	3	4

Group E


NAME	Trnka	Veerhuis	Darwent	Barton	Win	Lose	Pos
I Trnka		5,12,3	9,4,8	2,5,3	3	0	1
R Veerhuis	-5,-12,-3		-7,10,7,9	3,1,7	2	1	2
D Darwent	-9,-4,-8	7,-10,-7,-9		2,7,5	1	2	3
J Barton	-2,-5,-3	-3,-1,-7	-2,-7,-5		0	3	4

30th Australian Veterans Table Tennis Championships

Over 60 Men's Doubles

SEEDS

- 1 B Berry (VIC)/P Pinkewich (NSW)
- 2 TL Samuelsson (QLD)/W Weinstock (NZ)
- 3 J Goldenberg/T Taylforth (ACT)
- 4 D Green (USA)/E Keung (VIC)

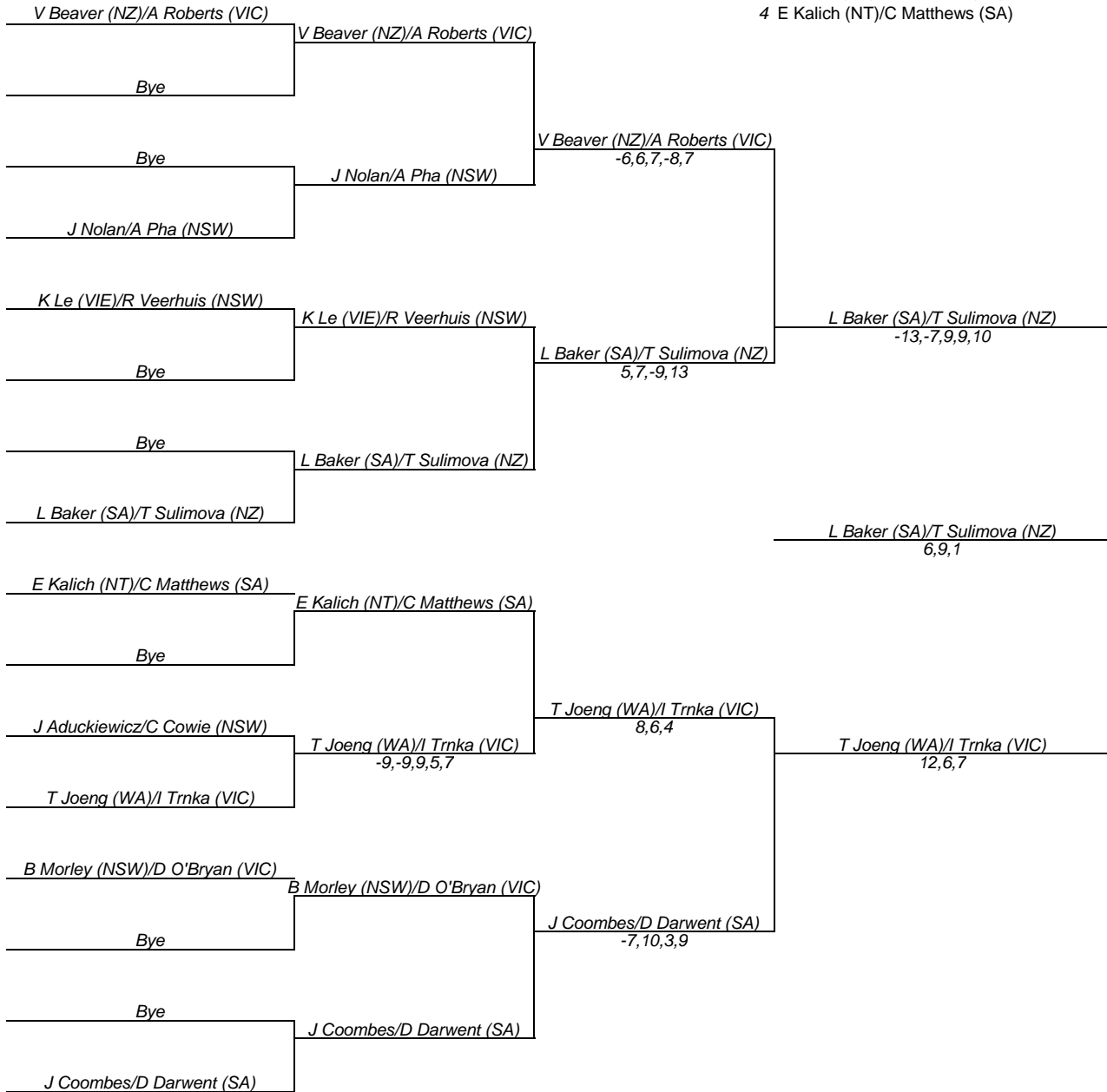


30th Australian Veterans Table Tennis Championships

Over 60 Women's Doubles

SEEDS

- 1 V Beaver (NZ)/A Roberts (VIC)
- 2 J Coombes/D Darwent (SA)
- 3 L Baker (SA)/T Sulimova (NZ)
- 4 E Kalich (NT)/C Matthews (SA)




30th Australian Veterans Table Tennis Championships

Over 60 Mixed Doubles


SEEDS

- 1 P Pinkewich (NSW)/T Sulimova (NZ)
- 2 B Berry (VIC)/J Coombes (SA)
- 3 TL Samuelsson (QLD)/V Beaver (NZ)
- 4 T Webb (QLD)/I Trnka (VIC)



30th Australian Veterans Table Tennis Championships

Over 65 Men's Singles



30th Australian Veterans Table Tennis Championships

Over 65 Men's Singles

Group A

NAME	Klaf	Bligh	Russell		Win	Lose	Pos
I Klaf		7,2,8	7,1,5		2	0	1
M Bligh	-7,-2,-8		-5,-10,-9		0	2	3
A Russell	-7,-1,-5	5,10,9			1	1	2

Group F

NAME	Reid	Hay	McEwan	Lee	Win	Lose	Pos
B Reid		6,2,2	4,1,2	3,7,3	3	0	1
K Hay	-6,-2,-2		4,2,7	3,5,7	2	1	2
I McEwan	-4,-1,-2	-4,-2,-7		6,1,8	1	2	3
T M Lee	-3,-7,-3	-3,-5,-7	-6,-1,-8		0	3	4

Group B

NAME	Le	Gradwell	Huang		Win	Lose	Pos
I Le		3,6,5	1,3,3		2	0	1
C Gradwell	-3,-6,-5		3,11,-8,-7,4		1	1	2
F Huang	-1,-3,-3	-3,-11,8,7,-4			0	2	3

Group G

NAME	Green	Borkhardt	Pun	Chan	Win	Lose	Pos
D Green		5,-11,5,2	1,8,6	3,-11,8,5	3	0	1
W Borkhardt	-5,11,-5,-2		8,3,7	8,6,7	2	1	2
K Pun	-1,-8,-6	-8,-3,-7		-8,4,8,-8,9	1	2	3
W K Chan	-3,11,-8,-5	-8,-6,-7	8,-4,-8,8,-9		0	3	4

Group C

NAME	Wright	Garrett	Peacock	Oakley	Win	Lose	Pos
M Wright		5,9,4	8,3,2	5,8,3	3	0	1
R Garrett	-5,-9,-4		8,9,6	-5,3,-9,10,10	2	1	2
C Peacock	-8,-3,-2	-8,-9,-6		-8,-6,-5	0	3	4
I Oakley	-5,-8,-3	5,-3,9,-10,-10	8,6,5		1	2	3

Group H

NAME	Ede	Webb	Grundel	Bligh	Win	Lose	Pos
M W Ede		9,-8,11,9	2,1,4	4,-7,4,7	3	0	1
T Webb	-9,8,-11,-9		12,3,2	6,6,5	2	1	2
S Grundel	-2,-1,-4	-12,-3,-2		-4,-3,-1	0	3	4
H Bligh	-4,7,-4,-7	-6,-6,-5	4,3,1		1	2	3

Group D

NAME	Samuelsson	Smiech	Ratnan	Elste	Win	Lose	Pos
TL Samuelsson		9,-9,4,7	7,9,11	4,9,8	3	0	1
A Smiech	-9,9,-4,-7		5,6,5	3,8,5	2	1	2
J Ratnan	-7,-9,-11	-5,-6,-5		8,6,3	1	2	3
M Elste	-4,-9,-8	-3,-8,-5	-8,-6,-3		0	3	4

Group J


NAME	Frohlich	Cole	McGeehan	Lee	Win	Lose	Pos
H Frohlich		Forfeit	Forfeit	Forfeit	0	3	
K Cole	Walkover		-3,8,-11,-3	5,5,7	2	1	1
K McGeehan	Walkover	3,-8,11,3		-10,-8,-8	2	1	3
E Lee	Walkover	-5,-5,-7	10,8,8		2	1	2

Group E

NAME	Weinstock	Bruhn	McCloughry	Cooley	Win	Lose	Pos
W Weinstock		9,5,-7,7	4,12,5	4,5,6	3	0	1
A Bruhn	-9,-5,7,-7		7,4,6	4,8,5	2	1	2
D McCloughry	-4,-12,-5	-7,-4,-6		-7,7,5,-7,7	1	2	3
T Cooley	-4,-5,-6	-4,-8,-5	7,-7,-5,7,-7		0	3	4

30th Australian Veterans Table Tennis Championships

Over 65 Women's Singles



30th Australian Veterans Table Tennis Championships

Over 65 Women's Singles

Group A

NAME	Langley	Pha	Morgan		Win	Lose	Pos
C Langley		7,7,-7,8	4,11,1		2	0	1
A Pha	-7,-7,7,-8		-10,5,10,-9,7		1	1	2
C Morgan	-4,-11,-1	10,-5,-10,9,-7			0	2	3

Group B

NAME	Tait	Barker	Borg	Smiech	Win	Lose	Pos
P Tait		2,2,8	4,3,1	7,2,1	3	0	1
L Barker	-2,-2,-8		4,-3,-4,6,10	4,11,11	2	1	2
T Borg	-4,-3,-1	-4,3,4,-6,-10		-3,11,-3,-7	0	3	4
V Smiech	-7,-2,-1	-4,-11,-11	3,-11,3,7		1	2	3

Group C

NAME	Coombes	Halford	Leddy	Chikagawa	Win	Lose	Pos
J Coombes		4,9,5	2,3,2	-8,-10,10,6,9	3	0	1
G Halford	-4,-9,-5		-8,8,2,7	-8,-7,-5	1	2	3
E Leddy	-2,-3,-2	8,-8,-2,-7		-6,-6,-3	0	3	4
A Chikagawa	8,10,-10,-6,-9	8,7,5	6,6,3		2	1	2

Group D

NAME	Yamamoto	Short	Gorny	Ly	Win	Lose	Pos
T Yamamoto		-11,-4,-8	6,8,11	9,5,2	2	1	2
L Short	11,4,8		5,10,-10,9	0,3,2	3	0	1
X Gorny	-6,-8,-11	-5,-10,10,-9		5,6,1	1	2	3
B Ly	-9,-5,-2	-0,-3,-2	-5,-6,-1		0	3	4

Group E


NAME	Veerhuis	Mulcahy	Tiller	Amano	Win	Lose	Pos
R Veerhuis		4,3,5	5,2,9	-4,11,-9,-12	2	1	2
M Mulcahy	-4,-3,-5		-13,6,-7,6,-8	-9,-3,7,12,-10	0	3	4
D Tiller	-5,-2,-9	13,-6,7,-6,8		-4,-3,-6	1	2	3
T Amano	4,-11,9,12	9,3,-7,-12,10	4,3,6		3	0	1

30th Australian Veterans Table Tennis Championships

Over 65 Men's Doubles

SEEDS

- 1 I Klaf (VIC)/I Le (NSW)
- 2 M W Ede/M Wright (VIC)
- 3 TL Samuelsson/T Webb (QLD)




30th Australian Veterans Table Tennis Championships

Over 65 Women's Doubles

SEEDS

- 1 M Mulcahy/P Tait (VIC)
- 2 A Pha/R Veerhuis (NSW)
- 3 L Barker (NZ)/C Langley (SA)
- 4 J Coombes/M Dixon (SA)




30th Australian Veterans Table Tennis Championships

Over 65 Mixed Doubles

SEEDS

- 1 M Wright/P Tait (VIC)
- 2 I Le (NSW)/C Langley (SA)
- 3 T Webb (QLD)/T Amano (JPN)
- 4 I Klaf (VIC)/A Chikagawa (JPN)



30th Australian Veterans Table Tennis Championships

Over 70 Men's Singles



30th Australian Veterans Table Tennis Championships

Over 70 Men's Singles

Group A

NAME	Klaf	Fisher	McEwan		Win	Lose	Pos
I Klaf		7,5,7	2,3,7		2	0	1
G Fisher	-7,-5,-7		-6,8,9,-10,6		1	1	2
I McEwan	-2,-3,-7	6,-8,-9,10,-6			0	2	3

Group B

NAME	Le	Bligh	McCloughry	Peart	Win	Lose	Pos
I Le		9,-10,7,7	3,2,2	4,6,4	3	0	1
M Bligh	-9,10,-7,-7		7,-7,9,5	-5,4,6,8	2	1	2
D McCloughry	-3,-2,-2	-7,7,-9,-5		-8,-7,6,9,-6	0	3	4
P A Peart	-4,-6,-4	5,-4,-6,-8	8,7,-6,-9,6		1	2	3

Group C

NAME	Wright	Franklin	Lee	Lake	Win	Lose	Pos
M Wright		7,1,8	5,5,6	4,6,4	3	0	1
O Franklin	-7,-1,-8		-9,-11,-7	8,5,9	1	2	3
E Lee	-5,-5,-6	9,11,7		10,9,7	2	1	2
R Lake	-4,-6,-4	-8,-5,-9	-10,-9,-7		0	3	4

Group D

NAME	Reid	Boyd	Peacock	McConnell	Win	Lose	Pos
B Reid		2,8,2	8,6,3	2,5,5	3	0	1
T Boyd	-2,-8,-2		-7,-11,-7	3,9,9	1	2	3
C Peacock	-8,-6,-3	7,11,7		2,7,7	2	1	2
N McConnell	-2,-5,-5	-3,-9,-9	-2,-7,-7		0	3	4

Group E

NAME	Frohlich	Smiech	Bligh	Pickering	Win	Lose	Pos
H Frohlich		Forfeit	Forfeit	Forfeit	0	3	
A Smiech	Walkover		-4,-15,-9	5,5,1	2	1	2
H Bligh	Walkover	4,15,9		6,5,10	3	0	1
P Pickering	Walkover	-5,-5,-1	-6,-5,-10		1	2	3

Group F

NAME	Hay	Taylor	Chan	Elste	Win	Lose	Pos
K Hay		-6,15,-10,9,-3	4,7,5	4,7,8	2	1	2
L Taylor	6,-15,10,-9,3		7,11,7	1,8,6	3	0	1
W K Chan	-4,-7,-5	-7,-11,-7		-9,4,3,4	1	2	3
M Elste	-4,-7,-8	-1,-8,-6	9,-4,-3,-4		0	3	4

Group G


NAME	Borkhardt	Cole	Furness	Lee	Win	Lose	Pos
W Borkhardt		-7,8,-6,7,-9	-0,9,6,8	5,-8,-4,12,6	2	1	2
K Cole	7,-8,6,-7,9		11,8,-9,-5,12	-2,-7,-3	2	1	3
J Furness	0,-9,-6,-8	-11,-8,9,5,-12		-9,-5,8,-10	0	3	4
TT Lee	-5,8,4,-12,-6	2,7,3	9,5,-8,10		2	1	1

Group H

NAME	Stennard	De Bondt	Collins	Oakley	Win	Lose	Pos
I F Stennard		-4,7,-8,3,-7	7,3,3	-7,-8,13,8,5	2	1	2
C De Bondt	4,-7,8,-3,7		1,6,6	2,10,-9,-9,-9	2	1	1
M Collins	-7,-3,-3	-1,-6,-6		-6,-4,-2	0	3	4
I Oakley	7,8,-13,-8,-5	-2,-10,9,9,9	6,4,2		2	1	3

30th Australian Veterans Table Tennis Championships

Over 70 Women's Singles



30th Australian Veterans Table Tennis Championships

Over 70 Women's Singles

Group A

NAME	Tait	Godfrey	Morgan		Win	Lose	Pos
P Tait		5,9,3	15,2,2		2	0	1
B Godfrey	-5,-9,-3		4,8,-10,-8,-8		0	2	3
C Morgan	-15,-2,-2	-4,-8,10,8,8			1	1	2

Group B

NAME	Langley	McConnell	Ly	Chikagawa	Win	Lose	Pos
C Langley		9,3,-9,6	5,7,4	7,9,-7,-7,9	3	0	1
L McConnell	-9,-3,9,-6		-7,7,3,3	-9,-6,-11	1	2	3
B Ly	-5,-7,-4	7,-7,-3,-3		-4,-4,-3	0	3	4
A Chikagawa	-7,-9,7,7,-9	9,6,11	4,4,3		2	1	2

Group C

NAME	Bird	Gorny	Garrett	Borg	Win	Lose	Pos
B Bird		4,5,3	2,5,3	3,4,1	3	0	1
X Gorny	-4,-5,-3		-3,-9,-8	5,1,12	1	2	3
N Garrett	-2,-5,-3	3,9,8		9,8,6	2	1	2
T Borg	-3,-4,-1	-5,-1,-12	-9,-8,-6		0	3	4

Group D

NAME	Yamamoto	Fischer	Hutchinson	Simes	Win	Lose	Pos
T Yamamoto		7,8,11	-6,6,5,4	Walkover	3	0	1
M Fischer	-7,-8,-11		-12,6,7,-11,3	Walkover	2	1	2
G Hutchinson	6,-6,-5,-4	12,-6,-7,11,-3		Walkover	1	2	3
A Simes	Forfeit	Forfeit	Forfeit		0	3	

Group E

NAME	Amano	Rapley	Halford	Miller	Win	Lose	Pos
T Amano		-8,5,6,6	2,6,5	1,3,3	3	0	1
G Rapley	8,-5,-6,-6		-10,-6,6,8,9	8,8,7	2	1	2
G Halford	-2,-6,-5	10,6,-6,-8,-9		10,8,-8,9	1	2	3
M Miller	-1,-3,-3	-8,-8,-7	-10,-8,8,-9		0	3	4

Group F


NAME	Mulcahy	Short	Oakley	Leddy	Win	Lose	Pos
M Mulcahy		9,9,-6,3	8,4,1	8,3,2	3	0	1
L Short	-9,-9,6,-3		9,3,3	4,5,5	2	1	2
K M Oakley	-8,-4,-1	-9,-3,-3		-6,5,-10,6,9	1	2	3
E Leddy	-8,-3,-2	-4,-5,-5	6,-5,10,-6,-9		0	3	4

30th Australian Veterans Table Tennis Championships

Over 70 Men's Doubles

SEEDS

- 2 I Le (NSW)/M Wright (VIC)
- 3 I Klaf/B Reid (VIC)
- 4 K Cole/J Lees (NSW)




30th Australian Veterans Table Tennis Championships

Over 70 Women's Doubles

SEEDS

- 1 T Amano (JPN)/L McConnell (VIC)
- 2 M Mulcahy/P Tait (VIC)
- 3 M Dixon/C Langley (SA)
- 4 A Chikagawa/T Yamamoto (JPN)




30th Australian Veterans Table Tennis Championships

Over 70 Mixed Doubles

SEEDS

- 1 I Klaf (VIC)/B Bird (SA)
- 2 M Wright/P Tait (VIC)
- 4 B Reid/M Mulcahy (VIC)



30th Australian Veterans Table Tennis Championships

Over 75 Men's Singles

Group A

NAME	Lee	Harrison	Cooper		Win	Lose	Pos
G Lee		4,7,8	7,1,2		2	0	1
AW Harrison	-4,-7,-8		5,5,-6,12		1	1	2
A Cooper	-7,-1,-2	-5,-5,6,-12			0	2	3

Group B

NAME	De Bondt	Geraghty	Taylor		Win	Lose	Pos
C De Bondt		6,3,7	-4,8,4,-7,8		2	0	1
C J Geraghty	-6,-3,-7		-9,-5,-6		0	2	3
L Taylor	4,-8,-4,7,-8	9,5,6			1	1	2

Group C

NAME	Franklin	Kong	Bannon	McConnell	Win	Lose	Pos
O Franklin		-6,-9,-6	9,-9,7,9	-8,4,-11,8,7	2	1	2
W Kong	6,9,6		3,5,9	2,-17,6,3	3	0	1
V C Bannon	-9,9,-7,-9	-3,-5,-9		3,-9,-7,-8	0	3	4
N McConnell	8,-4,11,-8,-7	-2,17,-6,-3	-3,9,7,8		1	2	3

Group D

NAME	Herbert	Wong	Anderson	Hall	Win	Lose	Pos
T Herbert		13,9,-7,9	5,2,9	6,6,9	3	0	1
K Wong	-13,-9,7,-9		4,4,3	3,8,8	2	1	2
D Anderson	-5,-2,-9	-4,-4,-3		8,7,9	1	2	3
B R Hall	-6,-6,-9	-3,-8,-8	-8,-7,-9		0	3	4

Group E

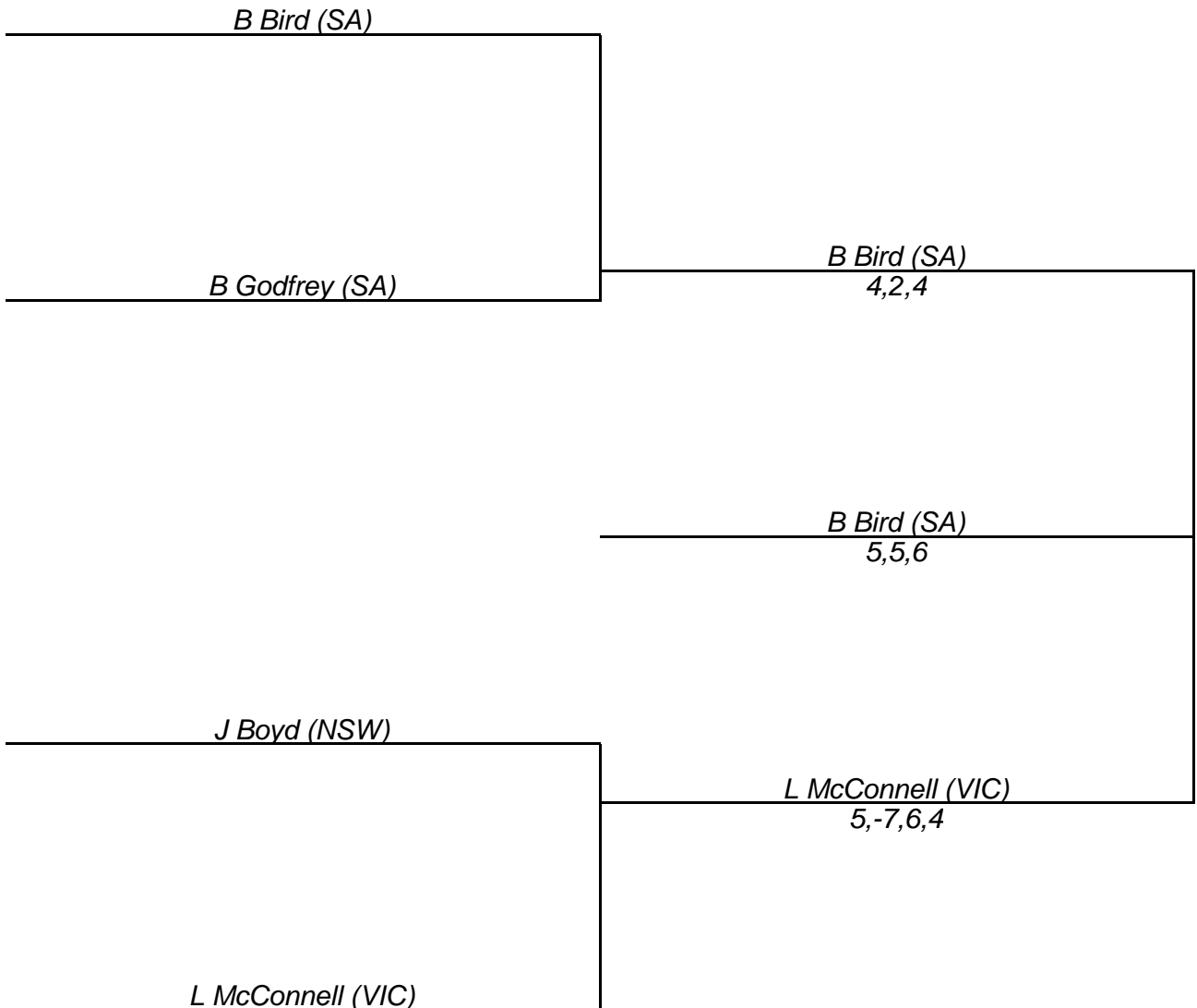
NAME	De Bondt	Boyd	Sherman	Peart	Win	Lose	Pos
F De Bondt		7,-9,-6,-5	8,8,7	-5,9,-11,-7	1	2	3
T Boyd	-7,9,6,5		5,5,-2,9	-8,2,7,6	3	0	1
D Sherman	-8,-8,-7	-5,-5,2,-9		-3,-4,-4	0	3	4
P A Peart	5,-9,11,7	8,-2,-7,-6	3,4,4		2	1	2

Group F

NAME	Furness	Ly	Liedtke	Davis	Win	Lose	Pos
J Furness		-6,-10,8,-6	3,10,8	4,-8,8,6	2	1	2
R Ly	6,10,-8,6		7,5,6	6,4,7	3	0	1
G Liedtke	-3,-10,-8	-7,-5,-6		-5,-4,-1	0	3	4
J Davis	-4,8,-8,-6	-6,-4,-7	5,4,1		1	2	3

**30th Australian Veterans
Table Tennis Championships**

Over 75 Women's Singles



30th Australian Veterans Table Tennis Championships

Over 75 Women's Singles

Group A

NAME	Bird	Boyd	Williams	Win	Lose	Pos
B Bird		6,5,3	1,1,1	2	0	1
J Boyd	-6,-5,-3		5,7,6	1	1	2
J Williams	-1,-1,-1	-5,-7,-6		0	2	3

Group B

NAME	McConnell	Godfrey	Hutchinson	Win	Lose	Pos
L McConnell		6,-6,6,-6,9	7,3,9	2	0	1
B Godfrey	-6,6,-6,6,-9		-6,7,0,9	1	1	2
G Hutchinson	-7,-3,-9	6,-7,-0,-9		0	2	3


Last Updated: September 12, 2013 12:13 PM

30th Australian Veterans Table Tennis Championships

Over 75 Men's Doubles

SEEDS

- 1 C De Bondt/J Furness (VIC)
- 2 W Kong/K Wong (VIC)
- 3 C J Geraghty (VIC)/G Lee (WA)
- 4 O Franklin/L Taylor (SA)



**30th Australian Veterans
Table Tennis Championships**

Over 75 Women's Doubles

B Bird (SA)/L McConnell (VIC)

B Bird (SA)/L McConnell (VIC)
4,6,2

G Hutchinson (NSW)/J Williams (WA)

30th Australian Veterans Table Tennis Championships

Over 75 Mixed Doubles

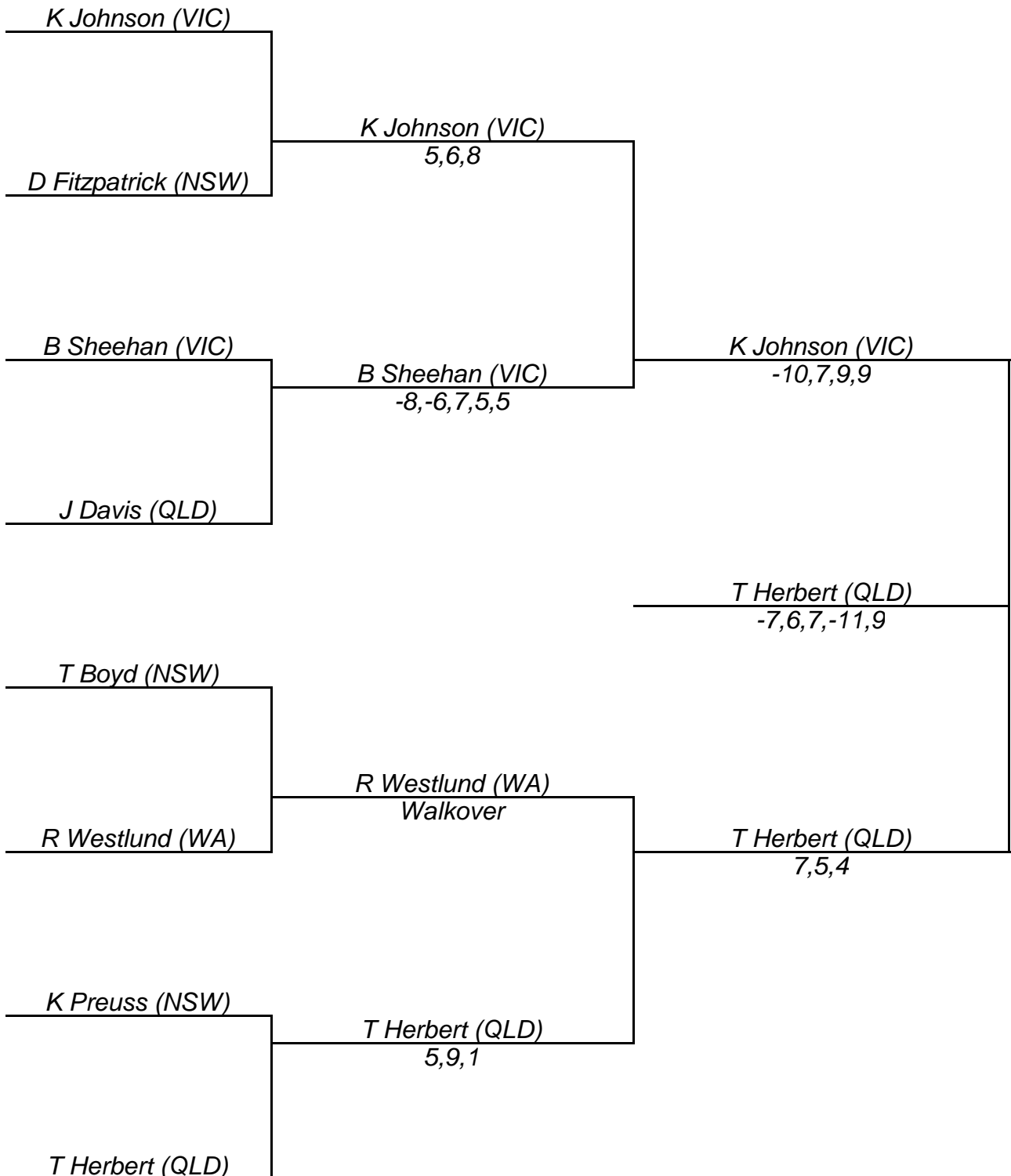
SEEDS

- 1 G Lee (WA)/B Bird (SA)
- 2 O Franklin/B Godfrey (SA)



30th Australian Veterans Table Tennis Championships

Over 80 Men's Singles



30th Australian Veterans Table Tennis Championships

Over 80 Men's Singles

Group A

NAME	Johnson	Preuss	Field		Win	Lose	Pos
K Johnson		8,3,7	Walkover		2	0	1
K Preuss	-8,-3,-7		Walkover		1	1	2
T Field	Forfeit	Forfeit			0	2	

Group B

NAME	Herbert	Fitzpatrick	Bannon		Win	Lose	Pos
T Herbert		7,7,-7,-7,7	8,10,5		2	0	1
D Fitzpatrick	-7,-7,7,7,-7		3,9,13		1	1	2
V C Bannon	-8,-10,-5	-3,-9,-13			0	2	3

Group C

NAME	Boyd	Sheehan	Simes	Anderson	Win	Lose	Pos
T Boyd		2,7,9	-6,2,4,7	4,6,10	3	0	1
B Sheehan	-2,-7,-9		8,7,1	5,6,5	2	1	2
G Simes	6,-2,-4,-7	-8,-7,-1		9,9,3	1	2	3
D Anderson	-4,-6,-10	-5,-6,-5	-9,-9,-3		0	3	4

Group D

NAME	Davis	Westlund	Sherman		Win	Lose	Pos
J Davis		7,-12,1,-9,-11	9,4,7		1	1	1
R Westlund	-7,12,-1,9,11		-6,9,-7,-12		1	1	2
D Sherman	-9,-4,-7	6,-9,7,12			1	1	3

30th Australian Veterans Table Tennis Championships

Over 80 Women's Singles

Group A

NAME	Mill	Hutchinson	Williams	Win	Lose	Pos
B Mill		-9,-8,-7	-8,-9,8,-5	0	2	3
G Hutchinson	9,8,7		-7,7,-9,8,11	2	0	1
J Williams	8,9,-8,5	7,-7,9,-8,-11		1	1	2

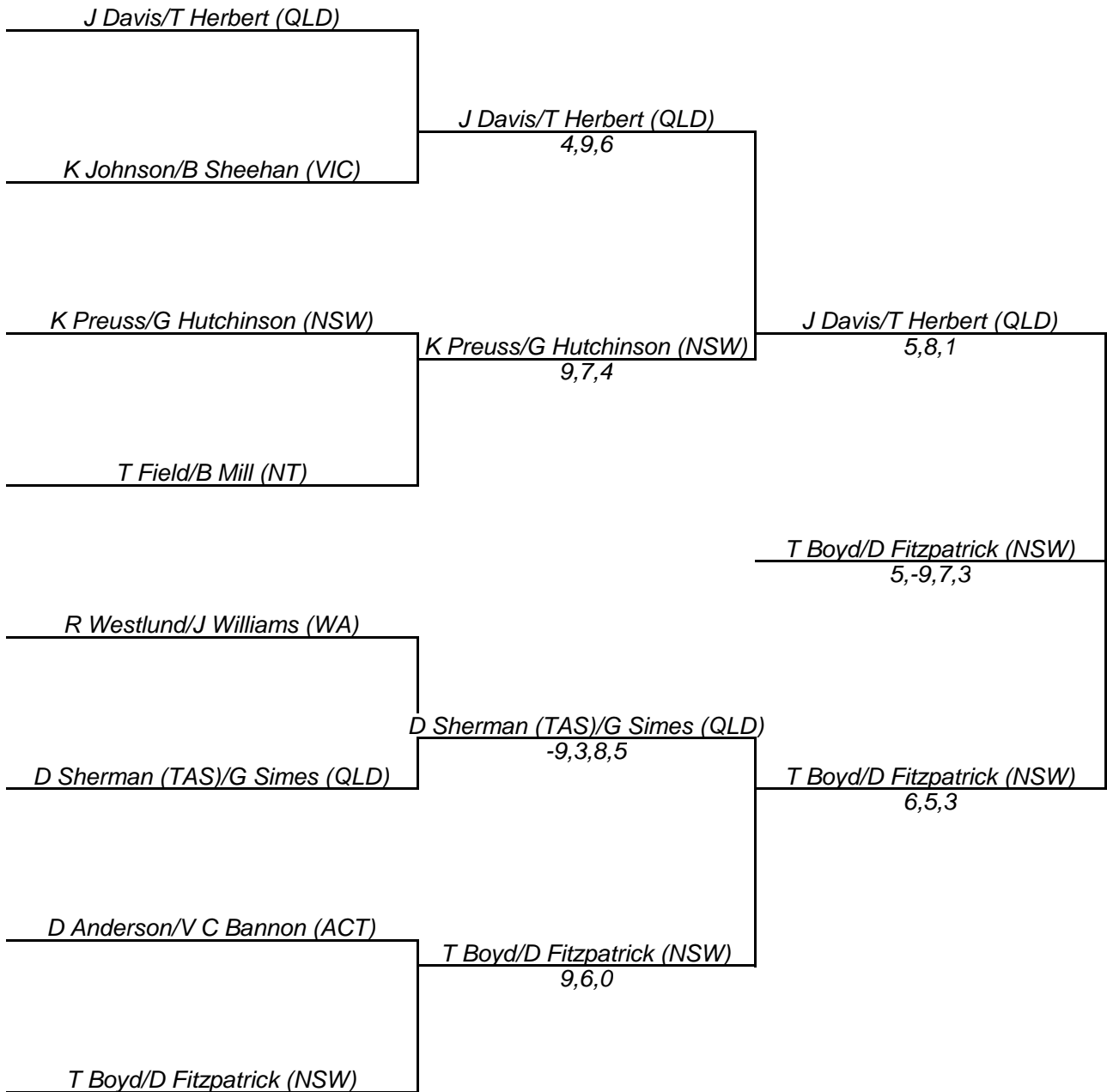
Last Updated: September 12, 2013 4:45 PM

30th Australian Veterans Table Tennis Championships

Over 80 Doubles

SEEDS

- 1 J Davis/T Herbert (QLD)
- 2 T Boyd/D Fitzpatrick (NSW)



AUSTRALIAN VETERAN CHAMPIONS

TEAMS EVENTS

YEAR	OVER 30 MEN	OVER 40 MEN	OVER 40 WOMEN	OVER 50 MEN	OVER 50 WOMEN	OVER 80
1984		Victoria	Queensland	Victoria	Victoria	
1985		Queensland	Queensland	Victoria	Victoria	
1986		Victoria	Queensland	Victoria	Victoria	
1987		Victoria	Queensland	Victoria	Queensland	
1988		Victoria	South Australia	South Australia	Victoria	
1989		New South Wales	South Australia	Victoria	Victoria	
1990		Queensland	South Australia	Victoria	Victoria	
1991		New South Wales	South Australia	Victoria	Queensland	
1992		New South Wales	South Australia	Victoria	Queensland	
1993		New South Wales	South Australia	Victoria	Queensland	
1994		New South Wales	Victoria	New South Wales	Queensland	
1995		Victoria	South Australia	Victoria	Victoria	
1996		New South Wales	South Australia	New South Wales	South Australia	
1997		New South Wales	South Australia	New South Wales	South Australia	
1998		New South Wales	South Australia	Queensland	South Australia	
1999		Western Australia	South Australia	Queensland	South Australia	
2000		New South Wales	South Australia	Victoria	South Australia	
2001		New South Wales	South Australia	New South Wales	South Australia	
2002		New South Wales	South Australia	Queensland	South Australia	
2003		New South Wales	Victoria	New South Wales	South Australia	
2004		New South Wales	Queensland	Victoria	Victoria	
2005		New South Wales	New South Wales	Victoria	South Australia	
2006		New South Wales	South Australia	Western Australia	Victoria	
2007		New South Wales	New South Wales	Scandinavia	Victoria	
2008		Victoria	Queensland	New South Wales	Victoria	
2009		Victoria	Presidents	New South Wales	Victoria	
2010		Queensland	New Zealand	New South Wales	Queensland	Victoria 'B'
2011		Queensland	New Zealand	New South Wales	New Zealand	Queensland
2012	Aust Cap Territory	Queensland	New South Wales	New South Wales	New Zealand	Queensland
2013	South Australia	Western Australia	Victoria	New South Wales	New Zealand	Queensland
YEAR	OVER 60 MEN	OVER 60 WOMEN	OVER 70 MEN	OVER 70 WOMEN	OVER 75 MEN	
1985	South Australia					
1986	South Australia	Victoria				
1987	New South Wales	Victoria				
1988	New South Wales	Victoria				
1989	Victoria	Queensland				
1990	Victoria	Victoria	Victoria			
1991	South Australia	Victoria	New South Wales	Victoria		
1992	New South Wales	Victoria	New South Wales	Victoria		
1993	Victoria	Victoria	Victoria	Victoria		
1994	Victoria	Victoria	Victoria	New South Wales		
1995	Victoria	Victoria	Victoria 'B'	Victoria		
1996	Victoria	Victoria	Victoria	Victoria		
1997	Queensland	Victoria	Victoria	Victoria	South Australia	
1998	Queensland	South Australia	Victoria	Victoria	Victoria	
1999	Victoria	Victoria	Victoria	Queensland		
2000	Victoria	Victoria	Victoria	South Australia		
2001	Victoria	Victoria	Victoria	Victoria		
2002	New South Wales	Victoria	Victoria	Victoria		
2003	New South Wales	South Australia	New South Wales	Victoria		
2004	New South Wales	Victoria	New South Wales	South Australia		
2005	New South Wales	Victoria	Victoria	Victoria	Victoria	
2006	New South Wales	Victoria	Victoria	South Australia	Victoria	
2007	Victoria	Victoria	Victoria	Victoria	Victoria	
2008	New South Wales	South Australia	Victoria	Victoria	Western Australia	
2009	New South Wales	South Australia	Victoria	New South Wales	New South Wales	
2010	New South Wales	Victoria	Victoria	South Australia	Queensland	
2011	Queensland	South Australia	Victoria	Victoria	Victoria	
2012	Victoria	Victoria	Victoria	South Australia	Presidents	
2013	New Zealand	South Australia	Victoria	Japan	South Australia	

30th Australian Veterans Table Tennis Championships

Over 30 Men's Teams

New South Wales

Tony Lai
Walter Ly (C)
Xuyen Tran

Queensland

Ian Bellamy
Robert Richards
Venkat Vangaveti (C)

Victoria

Rod Kempton
Eddie Kocjancic
Ian Spraggon
Michael Warr (C)

Presidents

Wayne Groombridge (TAS) (C)
Pedro Lay (NT)
Marshall Muller (TAS)

South Australia

Paul Glassenbury (C)
Sharad Pandit
An Phan

Victoria "B"

Chris Anders
Greg Bristowe (C)
Manfred Elste Jnr
Brett Halocha

Last Updated: September 7, 2013 10:23 AM

30th Australian Veterans Table Tennis Championships

Over 30 Men's Teams

TEAM RESULTS

MATCH SCORES										
TEAMS		1	2	3	4	5	6	WINS	MP	PLACE
1	South Australia		6/5	9/2	7/4	11/0	11/0	5/0	10	1
2	New South Wales	5/6		8/3	9/2	11/0	10/1	4/1	9	2
3	Victoria	2/9	3/8		6/5	9/2	8/3	3/2	8	3
4	Queensland	4/7	2/9	5/6		9/2	9/2	2/3	7	4
5	Victoria "B"	0/11	0/11	2/9	2/9		7/4	1/4	6	5
6	Presidents	0/11	1/10	3/8	2/9	4/7		0/5	5	6

PROGRESSIVE RESULTS						
TEAMS		R1	R2	R3	R4	R5
1	South Australia	7/4	11/0	9/2	11/0	6/5
2	New South Wales	11/0	9/2	10/1	8/3	5/6
3	Victoria	8/3	9/2	2/9	3/8	6/5
4	Queensland	4/7	2/9	9/2	9/2	5/6
5	Victoria "B"	0/11	2/9	2/9	0/11	7/4
6	Presidents	3/8	0/11	1/10	2/9	4/7

Last Updated: September 11, 2013 8:48 PM

TEAMS ANALYSIS Over 30 Men's Teams

	New South Wales			Presidents			Queensland			South Australia			Victoria				Victoria "B"				Wins	Losses			
	PLAYER	TL	WL	XT	WG	PL	MM	IB	RR	VV	PG	SP	AP	RK	EK	IS	MW	CA	GB	ME				BH	
NSW	Tony Lai				3/2	3/0	3/0	0/3	3/1	3/2	0/3	0/3	0/3	3/0		2/3	0/3		3/0	3/0	3/0	3/0	9	6	60.00%
	Walter Ly				0/3	3/0	3/0	1/3	3/0	3/0	3/1	0/3	1/3	3/0		3/0	2/3		3/0	3/0	3/0	3/0	10	5	66.67%
	Xuyen Tran				3/0	3/0	3/0	3/0	3/0	3/1	3/0	3/2	3/1	3/0		3/0	3/0		3/0	3/0	3/0	3/0	15	0	100.00%
Pres	Wayne Groombridge	2/3	3/0	0/3				1/3	3/0	1/3	1/3	1/3	0/3	3/2	3/2		0/3	3/1	3/0		3/1	7	8	46.67%	
	Pedro Lay	0/3	0/3	0/3				2/3	3/0	0/3	0/3	0/3	0/3	3/2	2/3		0/3	0/3	0/3		1/3	2	13	13.33%	
	Marshall Muller	0/3	0/3	0/3							0/3	0/3	0/3	0/3	0/3		0/3					0	9	0.00%	
QLD	Ian Bellamy	3/0	3/1	0/3	3/1	3/2					3/1	2/3	2/3		3/0	3/2	3/2	3/0	3/0		3/2	12	3	80.00%	
	Robert Richards	1/3	0/3	0/3	0/3	0/3					0/3	0/3	0/3		0/3	0/3	0/3	1/3	1/3		3/2	2	13	13.33%	
	Venkat Vangaveti	2/3	0/3	1/3	3/1	3/0					3/0	3/2	0/3		3/2	3/1	0/3	3/0	3/0		3/0	10	5	66.67%	
SA	Paul Glassenbury	3/0	1/3	0/3	3/1	3/0	3/0	1/3	3/0	0/3					3/2	0/3	1/3	3/0	3/0	3/2		9	6	60.00%	
	Sharad Pandit	3/0	3/0	2/3	3/1	3/0	3/0	3/2	3/0	2/3					3/1	3/0	3/0	3/0	3/1	3/0		13	2	86.67%	
	An Phan	3/0	3/1	1/3	3/0	3/0	3/0	3/2	3/0	3/0					3/1	3/0	3/1	3/0	3/0	3/0		14	1	93.33%	
VIC	Rod Kempton	0/3	0/3	0/3	2/3	2/3	3/0											3/1		3/0	2/3	3	6	33.33%	
	Eddie Kocjancic				2/3	3/2	3/0	0/3	3/0	2/3	2/3	1/3	1/3					3/0		3/1	3/2	6	6	50.00%	
	Ian Spraggon	3/2	0/3	0/3				2/3	3/0	1/3	3/0	0/3	0/3					3/2		3/0	1/3	5	7	41.67%	
	Michael Warr	3/0	3/2	0/3	3/0	3/0	3/0	2/3	3/0	3/0	3/1	0/3	1/3									8	4	66.67%	
VIC B	Chris Anders				1/3	3/0		0/3	3/1	0/3	0/3	0/3	0/3	1/3	0/3	2/3						3	9	25.00%	
	Greg Bristowe	0/3	0/3	0/3	0/3	3/0		0/3	3/1	0/3	0/3	1/3	0/3									3	9	25.00%	
	Manfred Elste Jnr	0/3	0/3	0/3							2/3	0/3	0/3	0/3	1/3	0/3						0	9	0.00%	
	Brett Halocha	0/3	0/3	0/3	1/3	3/1		2/3	2/3	0/3				3/2	2/3	3/1						4	8	33.33%	

30th Australian Veterans Table Tennis Championships

Over 40 Men's Teams

Aust Capital Territory

Paul Libauer
Minh To (C)
Ji-Soo Woo

New South Wales "B"

David Clackson
Matthew Crane
Paul Moody
Han Phan (C)

Northern Territory

Rodney Hee
Ahtai Lee (C)
Luan Pham

Queensland "B"

Virgoe Buckland (C)
Justin Jones
Mark Mulley
Peng Yu

Tasmania

Andrew Castaldi (C)
John Lee
Murray MacPherson

Victoria "B"

Robert Katsipis
Danny Nitz
David Pui
Greg Robbins (C)

New South Wales

Michael Bowrey (C)
Gavin Morden
Tin Ngo
Brett Solo

New Zealand

Gregg Davey (C)
Craig Dye
Simon Fenwick
Jun Tang

Queensland

Peter Easling
Anthony Jeffress
Gavin Lane
Brian McDonnell (C)

South Australia

Pavel Golobokov (C)
Alan Herman
Nghi Nguyen

Victoria

Jeffrey Dever (C)
Be Phu Huynh
Danny Semmler
Phillip Websdale

Western Australia

Craig Campbell (C)
Jeff Drew
Greg Letts
Russell Stein

30th Australian Veterans Table Tennis Championships

Over 40 Men's Teams

Seed	Team	Final Position
1	Western Australia	1
4	New Zealand	2
2	Victoria	3
3	Queensland	4
6	South Australia	5
5	New South Wales	6
7	Tasmania	7
9	Queensland "B"	8
8	Victoria "B"	9
11	New South Wales "B"	10
12	Aust Capital Territory	11
10	Northern Territory	12

Last Updated: September 11, 2013 8:28 PM

30th Australian Veterans Table Tennis Championships

Over 40 Men's Teams - Playoffs

Playoff Positions 1-4

<i>New Zealand</i>	
<i>Queensland</i>	<i>New Zealand</i> 6 - 2
<i>Western Australia</i>	<i>Western Australia</i> 6 - 2
<i>Victoria</i>	<i>Western Australia</i> 6 - 3
	Position 3 <i>Victoria</i> 6 - 1

Playoff Positions 5-8

<i>New South Wales</i>	
<i>Tasmania</i>	<i>New South Wales</i> 6 - 2
<i>Queensland "B"</i>	<i>South Australia</i> 6 - 4
<i>South Australia</i>	<i>South Australia</i> 7 - 4
	Position 7 <i>Tasmania</i> 6 - 5

Playoff Positions 9-12

<i>Victoria "B"</i>	
<i>Northern Territory</i>	<i>Victoria "B"</i> 10 - 1
<i>Aust Capital Territory</i>	<i>Victoria "B"</i> 9 - 2
<i>New South Wales "B"</i>	<i>New South Wales "B"</i> 9 - 2
	Position 11 <i>Aust Capital Territory</i> 6 - 4

30th Australian Veterans Table Tennis Championships

Over 40 Men's Teams - Division A

TEAM RESULTS

MATCH SCORES										
TEAMS		1	2	3	4	5	6	WINS	MP	PLACE
1	Western Australia		5/6	7/4	10/1	11/0	11/0	4/1	9	2
2	New Zealand	6/5		8/3	10/1	10/1	11/0	5/0	10	1
3	New South Wales	4/7	3/8		9/2	10/1	11/0	3/2	8	3
4	Victoria "B"	1/10	1/10	2/9		5/6	11/0	1/4	6	5
5	Queensland "B"	0/11	1/10	1/10	6/5		10/1	2/3	7	4
6	Aust Capital Territory	0/11	0/11	0/11	0/11	1/10		0/5	5	6

PROGRESSIVE RESULTS						
TEAMS		R1	R2	R3	R4	R5
1	Western Australia	10/1	11/0	7/4	11/0	5/6
2	New Zealand	10/1	10/1	11/0	8/3	6/5
3	New South Wales	11/0	10/1	4/7	3/8	9/2
4	Victoria "B"	1/10	1/10	5/6	11/0	2/9
5	Queensland "B"	1/10	1/10	6/5	0/11	10/1
6	Aust Capital Territory	0/11	0/11	0/11	0/11	1/10

Last Updated: September 10, 2013 1:17 PM

30th Australian Veterans Table Tennis Championships

Over 40 Men's Teams - Division B

TEAM RESULTS

MATCH SCORES										
TEAMS		1	2	3	4	5	6	WINS	MP	PLACE
1	Victoria		8/3	9/2	11/0	11/0	11/0	5/0	10	1
2	Queensland	3/8		8/3	6/5	11/0	11/0	4/1	9	2
3	South Australia	2/9	3/8		6/5	11/0	8/3	3/2	8	3
4	Tasmania	0/11	5/6	5/6		11/0	9/2	2/3	7	4
5	Northern Territory	0/11	0/11	0/11	0/11		5/6	0/5	5	6
6	New South Wales "B"	0/11	0/11	3/8	2/9	6/5		1/4	6	5

PROGRESSIVE RESULTS						
TEAMS		R1	R2	R3	R4	R5
1	Victoria	11/0	11/0	9/2	11/0	8/3
2	Queensland	11/0	6/5	11/0	8/3	3/8
3	South Australia	8/3	11/0	2/9	3/8	6/5
4	Tasmania	0/11	5/6	11/0	9/2	5/6
5	Northern Territory	0/11	0/11	0/11	0/11	5/6
6	New South Wales "B"	3/8	0/11	0/11	2/9	6/5

Last Updated: September 10, 2013 12:42 PM

TEAMS ANALYSIS

Over 40 Men's Teams

	PLAYER	Wins	Losses	
ACT	Paul Libauer	3	18	14.29%
	Minh To	0	20	0.00%
	Ji-Soo Woo	4	17	19.05%
NSW	Michael Bowrey	12	2	85.71%
	Gavin Morden	8	6	57.14%
	Tin Ngo	9	5	64.29%
	Brett Solo	10	7	58.82%
NSW B	David Clackson	2	13	13.33%
	Matthew Crane	2	13	13.33%
	Paul Moody	9	9	50.00%
	Han Phan	7	8	46.67%
NZL	Gregg Davey	5	1	83.33%
	Craig Dye	12	4	75.00%
	Simon Fenwick	13	3	81.25%
	Jun Tang	13	6	68.42%
NT	Rodney Hee	4	14	22.22%
	Patrick Keating	1	2	33.33%
	Ahtai Lee	1	16	5.88%
	Luan Pham	0	15	0.00%
QLD	Peter Easling	10	6	62.50%
	Anthony Jeffress	11	5	68.75%
	Gavin Lane	7	7	50.00%
	Brian McDonnell	7	4	63.64%
QLD B	Virgoe Buckland	1	8	11.11%
	Justin Jones	3	9	25.00%
	Mark Mulley	13	8	61.90%
	Peng Yu	7	14	33.33%
SA	Pavel Golobokov	13	8	61.90%
	Alan Herman	6	15	28.57%
	Nghi Nguyen	14	6	70.00%
TAS	Andrew Castaldi	11	9	55.00%
	John Lee	12	8	60.00%
	Murray MacPherson	7	13	35.00%
VIC	Jeffrey Dever	8	3	72.73%
	Be Phu Huynh	15	1	93.75%
	Danny Semmler	16	1	94.12%
	Phillip Websdale	10	4	71.43%
VIC B	Robert Katsipis	6	9	40.00%
	Danny Nitz	4	8	33.33%
	David Pui	5	7	41.67%
	Greg Robbins	8	7	53.33%
WA	Craig Campbell	13	3	81.25%
	Jeff Drew	11	3	78.57%
	Greg Letts	13	6	68.42%
	Russell Stein	7	2	77.78%

TEAMS ANALYSIS
Over 40 Men's Teams - Playoff Positions 1-4

	PLAYER	New Zealand			Queensland				Victoria				Western Australia			Wins	Losses	
		CD	SF	JT	PE	AJ	GL	BM	JD	BH	DS	PW	CC	JD	GL			
NZL	Craig Dye					3/1		1/3					1/3	3/2		2	2	50.00%
	Simon Fenwick				3/0	1/3							3/2	2/3		2	2	50.00%
	Jun Tang				3/0			3/0					0/3	0/3		2	2	50.00%
QLD	Peter Easting		0/3	0/3						0/3	0/3					0	4	0.00%
	Anthony Jeffress	1/3	3/1							2/3		3/2				2	2	50.00%
	Gavin Lane										1/3	1/3				0	2	0.00%
	Brian McDonnell	3/1		0/3												1	1	50.00%
VIC	Jeffrey Dever												0/3	1/3		0	2	0.00%
	Be Phu Huynh				3/0	3/2							1/3	3/0		3	1	75.00%
	Danny Semmler				3/0		3/1						3/1	2/3	3/0	4	1	80.00%
	Phillip Websdale					2/3	3/1									1	1	50.00%
WA	Craig Campbell	3/1		3/0					3/0		1/3					3	1	75.00%
	Jeff Drew	2/3	2/3						3/1	3/1	3/2					3	2	60.00%
	Greg Letts		3/2	3/0						0/3	0/3					2	2	50.00%

Over 40 Men's Teams - Playoff Positions 5-8

	PLAYER	New South Wales				Queensland "B"				South Australia			Tasmania			Wins	Losses	
		MB	GM	TN	BS	VB	JJ	MM	PY	PG	AH	NN	AC	JL	MM			
NSW	Michael Bowrey									3/2	3/1					2	0	100.00%
	Gavin Morden									0/3	2/3	3/1	0/3		3/1	2	3	40.00%
	Tin Ngo												3/1	3/0		2	0	100.00%
	Brett Solo									1/3	3/2	1/3	3/1	3/1		3	2	60.00%
QLD B	Virgoe Buckland									2/3	1/3	1/3				0	3	0.00%
	Justin Jones												0/3	0/3	1/3	0	3	0.00%
	Mark Mulley									3/2	3/2	3/1	3/0	3/1	3/0	6	0	100.00%
	Peng Yu									2/3	3/1	2/3	1/3	0/3	3/0	2	4	33.33%
SA	Pavel Golobokov	2/3	3/0		3/1	3/2		2/3	3/2							4	2	66.67%
	Alan Herman	1/3	3/2		2/3	3/1		2/3	1/3							2	4	33.33%
	Nghi Nguyen		1/3		3/1	3/1		1/3	3/2							3	2	60.00%
TAS	Andrew Castaldi		3/0		1/3		3/0	0/3	3/1							3	2	60.00%
	John Lee			1/3	1/3		3/0	1/3	3/0							2	3	40.00%
	Murray MacPherson		1/3	0/3		3/1	0/3	0/3								1	4	20.00%

Over 40 Men's Teams - Playoff Positions 9-12

	PLAYER	Aust Capital			New South Wales "B"				Northern Territory				Victoria "B"				Wins	Losses	
		PL	MT	JW	DC	MC	PM	HP	RH	PK	AL	LP	RK	DN	DP	GR			
ACT	Paul Libauer				3/0		2/3	0/3	1/3	3/0	3/1						3	3	50.00%
	Minh To				1/3		1/3	0/3	0/3	2/3							0	5	0.00%
	Ii-Soo Woo				3/0		0/3	2/3	3/2	3/0	3/1						4	2	66.67%
NSW B	David Clackson	0/3	3/1	0/3									0/3	0/3	0/3	1	5	16.67%	
	Matthew Crane												0/3	0/3	0/3	0	3	0.00%	
	Paul Moody	3/2	3/1	3/0									3/2	3/0	0/3	5	1	83.33%	
	Han Phan	3/0	3/0	3/2												3	0	100.00%	
NT	Rodney Hee	3/1	3/0	2/3												2	1	66.67%	
	Patrick Keating	0/3	3/2	0/3												1	2	33.33%	
	Ahtai Lee	1/3		1/3												0	2	0.00%	
	Luan Pham																		
VIC B	Robert Katsipis				3/0	3/0	2/3									2	1	66.67%	
	Danny Nitz																		
	David Pui				3/0	3/0	0/3									2	1	66.67%	
	Greg Robbins				3/0	3/0	3/0									3	0	100.00%	

TEAMS ANALYSIS
Over 40 Men's Teams - Division A

	PLAYER	Aust Capital			New South Wales				New Zealand				Queensland "B"				Victoria "B"				Western Australia				Wins	Losses	
		PL	MT	JW	MB	GM	TN	BS	GD	CD	SF	JT	VB	JJ	MM	PY	RK	DN	DP	GR	CC	JD	GL	RS			
ACT	Paul Libauer					0/3	0/3	0/3	0/3		0/3	0/3		0/3	1/3	0/3	2/3	0/3		1/3	0/3		0/3	0/3	0	15	0.00%
	Minh To					0/3	0/3	0/3	0/3		0/3	1/3		0/3	1/3	0/3	0/3	0/3		0/3	0/3		0/3	0/3	0	15	0.00%
	Ji-Soo Woo					0/3	0/3	0/3	1/3		0/3	0/3		0/3	0/3	0/3	1/3	2/3		1/3	0/3		0/3	0/3	0	15	0.00%
NSW	Michael Bowrey									3/1	2/3	3/1	3/0		3/1	3/1		3/1	3/0	3/0	3/2	0/3	3/0		10	2	83.33%
	Gavin Morden	3/0	3/0	3/0									2/3		3/2	3/1		0/3	1/3	3/1					6	3	66.67%
	Tin Ngo	3/0	3/0	3/0						3/1	1/3	1/3						3/1	3/0	3/1	1/3	0/3	0/3		7	5	58.33%
	Brett Solo	3/0	3/0	3/0						1/3	1/3	0/3	3/0		3/1	3/0					0/3	1/3	3/1		7	5	58.33%
NZL	Gregg Davey	3/0	3/0	3/1										3/0	1/3	3/0									5	1	83.33%
	Craig Dye				1/3		1/3	3/1						3/0	3/0	3/1						3/0	3/2	3/2	10	2	83.33%
	Simon Fenwick	3/0	3/0	3/0	3/2		3/1	3/1									3/0	3/2	3/0			2/3	3/1	3/2	11	1	91.67%
	Jun Tang	3/0	3/1	3/0	1/3		3/1	3/0						3/0	3/1	3/0	3/0	3/0	3/1			0/3	1/3	2/3	11	4	73.33%
QLD B	Virgoe Buckland				0/3	3/2		0/3									2/3		1/3	0/3					1	5	16.67%
	Justin Jones	3/0	3/0	3/0					0/3	0/3		0/3									0/3		0/3	0/3	3	6	33.33%
	Mark Mulley	3/1	3/1	3/0	1/3	2/3		1/3	3/1	0/3		1/3					3/2		3/0	3/0	0/3		1/3	0/3	7	8	46.67%
	Peng Yu	3/0	3/0	3/0	1/3	1/3		0/3	0/3	1/3		0/3					3/1		0/3	3/1	0/3		0/3	1/3	5	10	33.33%
VIC B	Robert Katsipis	3/2	3/0	3/1						0/3	0/3	0/3	3/2		2/3	1/3					1/3	2/3	0/3		4	8	33.33%
	Danny Nitz	3/0	3/0	3/2	1/3	3/0	1/3			0/3	2/3	0/3									1/3	1/3	1/3		4	8	33.33%
	David Pui				0/3	3/1	0/3			0/3	0/3	1/3	3/1		0/3	3/0									3	6	33.33%
	Greg Robbins	3/1	3/0	3/1	0/3	1/3	1/3						3/0		0/3	1/3					3/2	1/3	0/3		5	7	41.67%
WA	Craig Campbell	3/0	3/0	3/0	2/3		3/1	3/0						3/0	3/0	3/0	3/1	3/1		2/3					10	2	83.33%
	Jeff Drew				3/0		3/0	3/1		0/3	3/2	3/0					3/2	3/1		3/1					8	1	88.89%
	Greg Letts	3/0	3/0	3/0	0/3		3/0	1/3		2/3	1/3	3/1		3/0	3/1	3/0	3/0	3/1		3/0					11	4	73.33%
	Russell Stein	3/0	3/0	3/0						2/3	2/3	3/2		3/0	3/0	3/1									7	2	77.78%

Over 40 Men's Teams - Division B

	PLAYER	New South Wales "B"				Northern Territory			Queensland				South Australia			Tasmania			Victoria				Wins	Losses						
		DC	MC	PM	HP	RH	AL	LP	PE	AJ	GL	BM	PG	AH	NN	AC	JL	MM	JD	BH	DS	PW								
NSW B	David Clackson					0/3	0/3	3/2	0/3	0/3	0/3				0/3	0/3	0/3				0/3	0/3	0/3				1	8	11.11%	
	Matthew Crane					2/3	3/1	3/2	1/3	0/3	0/3				0/3	1/3	1/3	0/3	0/3	1/3								2	10	16.67%
	Paul Moody								1/3	0/3	1/3				3/1	3/2	2/3	3/2	1/3	3/0	2/3	0/3	0/3				4	8	33.33%	
	Han Phan					3/0	3/1	3/0							0/3	3/1	0/3	0/3	0/3	0/3	0/3	0/3	0/3				4	8	33.33%	
NT	Rodney Hee	3/0	3/2		0/3				0/3		1/3	0/3	0/3	0/3	2/3	0/3	0/3	1/3	1/3	0/3		0/3	0/3	0/3	2	13	13.33%			
	Ahtai Lee	3/0	1/3		1/3				1/3		0/3	1/3	0/3	0/3	0/3	0/3	0/3	0/3	0/3	0/3		1/3	1	14	6.67%					
	Luan Pham	2/3	2/3		0/3				1/3		0/3	0/3	0/3	0/3	1/3	1/3	0/3	0/3	1/3	0/3		1/3	0	15	0.00%					
QLD	Peter Easling	3/0	3/1	3/1				3/0	3/1	3/1				3/2	3/1	1/3	3/2	0/3	3/1					10	2	83.33%				
	Anthony Jeffress	3/0	3/0	3/0										3/1	3/0	1/3	3/2	3/1	3/1		0/3	2/3	3/0	9	3	75.00%				
	Gavin Lane	3/0	3/0	3/1				3/1	3/0	3/0							0/3	0/3	3/1		0/3	0/3	1/3	7	5	58.33%				
	Brian McDonnell					3/0	3/1	3/0							3/0	3/0	2/3					1/3	0/3	3/1	6	3	66.67%			
SA	Pavel Golobokov	3/0	1/3	3/0	3/0	3/0	3/0	2/3	1/3		0/3				2/3	3/2	3/0	3/2		1/3	3/0	9	6	60.00%						
	Alan Herman	3/1	2/3	1/3	3/0	3/0	3/0	1/3	0/3		0/3				0/3	2/3	2/3	0/3		0/3	0/3	4	11	26.67%						
	Nghi Nguyen	3/1	3/2	3/0	3/2	3/0	3/1	3/1	3/1		3/2				3/0	1/3	3/1	1/3		1/3	0/3	11	4	73.33%						
TAS	Andrew Castaldi	3/0	2/3	3/0	3/0	3/0	3/1	2/3	2/3	3/0				3/2	3/0	0/3					0/3	0/3	1/3	8	7	53.33%				
	John Lee	3/0	3/1	3/0	3/0	3/0	3/0	3/0	1/3	3/0				2/3	3/2	3/1					1/3	1/3	0/3	10	5	66.67%				
	Murray MacPherson	3/1	0/3	3/0	3/1	3/0	3/0	1/3	1/3	1/3				0/3	3/2	1/3					0/3	0/3	0/3	6	9	40.00%				
VIC	Jeffrey Dever	3/0		3/2	3/0	3/1	3/0	3/1							2/3	3/0	3/1								8	1	88.89%			
	Be Phu Huynh	3/0		3/0	3/0	3/0	3/0	3/0		3/0	3/0	3/1				3/0	3/1	3/0					12	0	100.00%					
	Danny Semmler	3/0		3/0	3/0					3/2	3/0	3/0				3/1	3/0	3/1		3/0	3/1	3/0	12	0	100.00%					
	Phillip Websdale					3/0	3/1	3/1		0/3	3/1	1/3	0/3	3/0	3/0	3/1	3/0	3/0					9	3	75.00%					

30th Australian Veterans Table Tennis Championships

Over 40 Women's Teams

New South Wales

Beverley Clackson (C)
Van Dang
Eriko Ito
Marie Pinkewich

Presidents

Chau Giang (ACT)
Tanya Honson (VIC)
Natacha Williams (WA) (C)

Victoria

Belgin Bennett (C)
Aviva Brindley
Vivienne Halocha
Mizuho Shirota
Christina Xiong

Victoria Over 30

Paula Kilinski
Claire Montgomery (C)
Akie Yoshida

New Zealand

Akiko Goto
Sarah Sandley (C)
Mimi Walle

Queensland

Helen Barnett
Ann Sellwood (C)
Jan Yu

Victoria "B"

Sue Chapple
Judy James
Debbie Ling (C)
Oanh Truong

30th Australian Veterans Table Tennis Championships

Over 40 Women's Teams

TEAM RESULTS

MATCH SCORES											
TEAMS		1	2	3	4	5	6	7	WINS	MP	PLACE
1	New South Wales		3/8	5/6	11/0	9/2	11/0	11/0	4/2	10	3
2	New Zealand	8/3		4/7	6/5	9/2	11/0	11/0	5/1	11	2
3	Victoria	6/5	7/4		8/3	10/1	11/0	11/0	6/0	12	1
4	Queensland	0/11	5/6	3/8		9/2	11/0	11/0	3/3	9	4
5	Victoria Over 30	2/9	2/9	1/10	2/9		10/1	11/0	2/4	8	5
6	Victoria "B"	0/11	0/11	0/11	0/11	1/10		10/1	1/5	7	6
7	Presidents	0/11	0/11	0/11	0/11	0/11	1/10		0/6	6	7

PROGRESSIVE RESULTS								
TEAMS		R1	R2	R3	R4	R5	R6	R7
1	New South Wales	9/2		11/0	11/0	5/6	11/0	3/8
2	New Zealand	11/0	9/2		11/0	6/5	4/7	8/3
3	Victoria	11/0	11/0	10/1		6/5	7/4	8/3
4	Queensland		11/0	11/0	9/2	5/6	0/11	3/8
5	Victoria Over 30	2/9	2/9	1/10	2/9	11/0		10/1
6	Victoria "B"	0/11	0/11	0/11	0/11		10/1	1/10
7	Presidents	0/11	0/11	0/11	0/11	0/11	1/10	

Last Updated: September 11, 2013 8:57 PM

TEAMS ANALYSIS Over 40 Women's Teams

	PLAYER	New South Wales				New Zealand			Presidents			Queensland			Victoria					Victoria "B"				Victoria Over 30			Wins	Losses				
		B	C	VD	EI	MP	AG	SS	MW	CG	TH	NW	HB	AS	JY	BB	AB	VH	MS	CX	SC	JJ	DL	OT	PK	CM				AY		
NSW	Beverley Clackson								3/0	3/0	3/0				0/3			3/1	0/3					3/0	3/0	3/2	10	2	83.33%			
	Van Dang								3/2	1/3	1/3				3/1	3/0	3/0	1/3		3/0	3/0			3/1	3/0	3/0	9	3	75.00%			
	Eriko Ito								3/0	0/3	2/3				3/0	3/0	3/0	3/1		3/0	0/3					3/0	3/0	1/3	11	4	73.33%	
	Marie Pinkewich								0/3	0/3	3/0				3/0	3/0	3/0	3/1	3/0	3/0					3/0	3/0	3/0	3/0	3/1	3/0	13	2
NZL	Akiko Goto			2/3	0/3	3/0						3/0	3/0	3/0	0/3	3/0		0/3		0/3		3/0	3/2		3/0	1/3	3/2	3/0	12	6	66.67%	
	Sarah Sandley			3/1	3/0	3/0						3/0	3/0	3/0	2/3	3/0	0/3	3/0	3/0		2/3	3/0	3/0		3/0	3/0	3/1	15	3	83.33%		
	Mimi Walle			3/1	3/2	0/3						3/0	3/0	3/0	1/3	3/1	3/1	0/3	3/1		0/3	3/0	3/0		3/0	3/0	2/3	13	5	72.22%		
Pres	Chau Giang	0/3			0/3	0/3	0/3	0/3	0/3	0/3	0/3				0/3	0/3	0/3	0/3	1/3		0/3	1/3	0/3	0/3	1/3	2/3	0/3	0	18	0.00%		
	Tanya Honson	0/3			0/3	0/3	0/3	0/3	0/3	0/3	0/3				0/3	0/3	0/3	0/3	0/3		0/3	1/3	0/3	2/3	0/3	0/3	0/3	0	18	0.00%		
	Natacha Williams	0/3			0/3	0/3	0/3	0/3	0/3	0/3	0/3				0/3	0/3	0/3	0/3	1/3		0/3	0/3	0/3	3/2	0/3	1/3	1/3	1	17	5.56%		
QLD	Helen Barnett			1/3	0/3	1/3	3/0	3/2	3/1	3/0	3/0	3/0				3/0			0/3	3/2	3/0	3/0	3/0		3/0	3/1	3/0	14	4	77.78%		
	Ann Sellwood			0/3	0/3	0/3	0/3	0/3	1/3	3/0	3/0	3/0				0/3			0/3	0/3	3/2	3/1	3/0		3/0	3/0	0/3	8	10	44.44%		
	Jan Yu			0/3	0/3	0/3	0/3	3/0	1/3	3/0	3/0	3/0				0/3			0/3	1/3	3/0	3/0	3/2		3/0	3/2	1/3	9	9	50.00%		
VIC	Belgin Bennett	3/0	3/1	1/3			3/0	0/3	3/0	3/0	3/0	0/3	3/0	3/0														9	3	75.00%		
	Aviva Brindley						0/3	0/3	1/3	3/1	3/0	3/1									3/1		3/0	3/0	3/1	3/1	3/0	9	3	75.00%		
	Vivienne Halocha	1/3	0/3	0/3																	3/0		3/0	3/0	3/0	3/1	3/2	6	3	66.67%		
	Mizuho Shirota	3/0	0/3	3/0			3/0	3/2	3/0				3/0	3/0	3/0													8	1	88.89%		
	Christina Xiong									3/0	3/0	3/0	2/3	3/0	3/1						3/0		3/0	3/0	3/2	3/1	3/2	11	1	91.67%		
VIC B	Sue Chapple						0/3	0/3	0/3	3/1	3/1	3/0	0/3	2/3	0/3			1/3	0/3								2/3	1/3	0/3	3	12	20.00%
	Judy James	0/3	1/3		0/3		2/3	0/3	0/3	3/0	3/0	3/0	0/3	1/3	0/3												3/0	0/3	2/3	4	11	26.67%
	Debbie Ling	1/3	0/3		0/3								0/3	0/3	2/3			0/3	0/3		0/3						1/3	1/3	1/3	0	12	0.00%
	Oanh Truong	0/3	0/3		0/3		0/3	0/3	0/3	3/0	3/2	2/3						0/3	0/3		0/3								2	10	16.67%	
VIC 3	Paula Kilinski	0/3		0/3	0/3	3/1	0/3	0/3	3/1	3/0	3/0	0/3	0/3	0/3			1/3	0/3		2/3	3/2	0/3	3/1					6	12	33.33%		
	Claire Montgomery	0/3		0/3	1/3	2/3	0/3	0/3	3/2	3/0	3/1	1/3	0/3	2/3			1/3	1/3		1/3	3/1	3/0	3/1					6	12	33.33%		
	Akie Yoshida	2/3		3/1	0/3	0/3	1/3	1/3	3/2	3/0	3/0	3/1	0/3	3/0	3/1			0/3	2/3		2/3	3/0	3/2	3/1				10	8	55.56%		

30th Australian Veterans Table Tennis Championships

Over 50 Men's Teams

Aust Capital Territory

Song Chen
Bryan Harper
Wen Ung (C)

New South Wales "B"

Stephen Bruton (C)
Kevin Howard
Cary Mullard

Presidents "B"

Peter Clarke (QLD)
Patrick Keating (QLD) (C)
Peter Tegelaers (VIC)

Queensland

Paul Cheung
Paul Kilmister
Stephen Mitchell
Max Wellington (C)

South Australia

David Lowe (C)
David Malyschko
Kevin Malyschko
Trevor Walker

Victoria

Michael Donlon
Zoltan Gyuricza (C)
Mark Hall

Western Australia

Philip Ranger (C)
Adrian Reeves
Peter Williams
Thain Yong

New South Wales

Wayne Heginbotham (C)
Peter Krigovsky
Paul Pinkewich
Bill Robson

Presidents "A"

Bradley Beutel (QLD)
David Jorgensen (QLD)
Peter McKay (VIC)
John Pudney (NT) (C)

Presidents "C"

Michael Chen (SA)
Mick Coughlan (QLD) (C)
Peter Cumming (QLD)

Queensland "B"

Peter Grainger
Rodney Perry
Paul Uttley
Thomas Woltman (C)

Tasmania

Chris Carlson
Tim Smith
Ian Weller (C)

Victoria "B"

Graeme Edwards
Felix Kung
Lawrence Lim (C)
George Maksacheff

30th Australian Veterans Table Tennis Championships

Over 50 Men's Teams

Seed	Team	Final Position
1	New South Wales	1
2	Queensland	2
3	South Australia	3
4	Western Australia	4
5	Aust Capital Territory	5
10	Tasmania	6
6	Queensland "B"	7
9	New South Wales "B"	8
7	Victoria	9
11	Presidents "A"	10
8	Victoria "B"	11
13	Presidents "C"	12
12	Presidents "B"	13

Last Updated: September 11, 2013 8:28 PM

30th Australian Veterans Table Tennis Championships

Over 50 Men's Teams - Playoffs

Playoff Positions 1-4

<i>New South Wales</i>	
<i>South Australia</i>	<i>New South Wales</i> 6 - 0
<i>Western Australia</i>	<i>New South Wales</i> 6 - 2
<i>Queensland</i>	<i>Queensland</i> 10 - 1
	Position 3 <i>South Australia</i> 6 - 1

Playoff Positions 5-8

<i>Tasmania</i>	
<i>New South Wales "B"</i>	<i>Tasmania</i> 6 - 2
<i>Queensland "B"</i>	<i>Aust Capital Territory</i> 6 - 2
<i>Aust Capital Territory</i>	<i>Aust Capital Territory</i> 6 - 3
	Position 7 <i>Queensland "B"</i> 6 - 4

Playoff Positions 9-12

<i>Victoria "B"</i>	
<i>Victoria</i>	<i>Victoria</i> 6 - 5
<i>Presidents "C"</i>	<i>Victoria</i> 6 - 1
<i>Presidents "A"</i>	<i>Presidents "A"</i> 6 - 4
	Position 11 <i>Victoria "B"</i> 10 - 1

30th Australian Veterans Table Tennis Championships

Over 50 Men's Teams - Division A

TEAM RESULTS

MATCH SCORES											
TEAMS		1	2	3	4	5	6	7	WINS	MP	PLACE
1	New South Wales		11/0	11/0	11/0	11/0	11/0	11/0	6/0	12	1
2	Western Australia	0/11		9/2	6/5	5/6	11/0	11/0	4/2	10	2
3	Queensland "B"	0/11	2/9		6/5	6/5	11/0	10/1	4/2	10	4
4	Victoria "B"	0/11	5/6	5/6		4/7	10/1	9/2	2/4	8	5
5	Tasmania	0/11	6/5	5/6	7/4		9/2	9/2	4/2	10	3
6	Presidents "B"	0/11	0/11	0/11	1/10	2/9		2/9	0/6	6	7
7	Presidents "C"	0/11	0/11	1/10	2/9	2/9	9/2		1/5	7	6

PROGRESSIVE RESULTS								
TEAMS		R1	R2	R3	R4	R5	R6	R7
1	New South Wales	11/0		11/0	11/0	11/0	11/0	11/0
2	Western Australia	11/0	5/6		11/0	6/5	9/2	0/11
3	Queensland "B"	10/1	11/0	6/5		0/11	2/9	6/5
4	Victoria "B"		9/2	10/1	4/7	5/6	0/11	5/6
5	Tasmania	0/11	6/5	5/6	7/4	9/2		9/2
6	Presidents "B"	0/11	0/11	1/10	0/11		2/9	2/9
7	Presidents "C"	1/10	2/9	0/11	0/11	2/9	9/2	

Last Updated: September 12, 2013 9:11 AM

30th Australian Veterans Table Tennis Championships

Over 50 Men's Teams - Division B

TEAM RESULTS

MATCH SCORES										
TEAMS		1	2	3	4	5	6	WINS	MP	PLACE
1	Queensland		7/4	10/1	11/0	9/2	11/0	5/0	10	1
2	South Australia	4/7		6/5	10/1	10/1	11/0	4/1	9	2
3	Aust Capital Territory	1/10	5/6		9/2	8/3	10/1	3/2	8	3
4	Victoria	0/11	1/10	2/9		5/6	6/5	1/4	6	6
5	New South Wales "B"	2/9	1/10	3/8	6/5		5/6	1/4	6	4
6	Presidents "A"	0/11	0/11	1/10	5/6	6/5		1/4	6	5

PROGRESSIVE RESULTS						
TEAMS		R1	R2	R3	R4	R5
1	Queensland	11/0	11/0	10/1	9/2	7/4
2	South Australia	10/1	10/1	11/0	6/5	4/7
3	Aust Capital Territory	10/1	8/3	1/10	5/6	9/2
4	Victoria	0/11	1/10	5/6	6/5	2/9
5	New South Wales "B"	1/10	3/8	6/5	2/9	5/6
6	Presidents "A"	1/10	0/11	0/11	5/6	6/5

Last Updated: September 10, 2013 12:16 PM

TEAMS ANALYSIS Over 50 Men's Teams

	PLAYER	Wins	Losses	
ACT	Song Chen	4	15	21.05%
	Bryan Harper	15	5	75.00%
	Wen Ung	17	2	89.47%
NSW	Wayne Heginbotham	17	0	100.00%
	Peter Krigovsky	7	1	87.50%
	Paul Pinkewich	19	0	100.00%
	Bill Robson	20	1	95.24%
NSW B	Stephen Bruton	1	18	5.26%
	Kevin Howard	15	5	75.00%
	Cary Mullard	3	17	15.00%
Prs A	Bradley Beutel	2	17	10.53%
	David Jorgensen	9	11	45.00%
	Peter McKay	4	16	20.00%
Prs B	Peter Clarke	1	17	5.56%
	Patrick Keating	2	16	11.11%
	Peter Tegelaers	1	17	5.56%
Prs C	Michael Chen	0	21	0.00%
	Mick Coughlan	4	11	26.67%
	Peter Cumming	4	14	22.22%
	John Pudney	7	10	41.18%
QLD	Paul Cheung	12	5	70.59%
	Paul Kilmister	8	1	88.89%
	Stephen Mitchell	14	3	82.35%
	Max Wellington	15	2	88.24%
QLD B	Peter Grainger	8	9	47.06%
	Rodney Perry	14	10	58.33%
	Paul Uttley	8	5	61.54%
	Thomas Woltman	6	9	40.00%
SA	David Malyschko	11	7	61.11%
	Kevin Malyschko	14	5	73.68%
	Trevor Walker	12	7	63.16%
TAS	Chris Carlson	12	10	54.55%
	Marshall Muller	3	4	42.86%
	Tim Smith	6	9	40.00%
	Ian Weller	16	6	72.73%
VIC	Phillip Carruthers	4	10	28.57%
	Michael Donlon	7	7	50.00%
	Zoltan Gyuricza	4	11	26.67%
	Mark Hall	8	9	47.06%
VIC B	Graeme Edwards	6	12	33.33%
	Felix Kung	12	6	66.67%
	Lawrence Lim	5	10	33.33%
	George Maksacheff	16	5	76.19%
WA	Philip Ranger	12	5	70.59%
	Adrian Reeves	4	11	26.67%
	Peter Williams	11	9	55.00%
	Thain Yong	9	8	52.94%

TEAMS ANALYSIS
Over 50 Men's Teams - Playoff Positions 1-4

	PLAYER	New South Wales				Queensland			South Australia			Western Australia				Wins	Losses	
		WH	PK	PP	BR	PC	SM	MW	DM	KM	TW	PR	AR	PW	TY			
NSW	Wayne Heginbotham								3/0	3/1						2	0	100.00%
	Peter Krigovskiy					3/0		2/3								1	1	50.00%
	Paul Pinkewich					3/2	3/0		3/0	3/0						4	0	100.00%
	Bill Robson						2/3	3/1								2	1	66.67%
QLD	Paul Cheung		0/3	2/3								3/1	3/0		3/0	3	2	60.00%
	Stephen Mitchell			0/3	3/2							0/3	3/1		3/2	3	2	60.00%
	Max Wellington		3/2		1/3							3/0	3/0		3/0	4	1	80.00%
SA	David Malyschko			0/3										0/3	3/0	1	2	33.33%
	Kevin Malyschko	0/3			1/3									3/2	3/1	2	2	50.00%
	Trevor Walker	1/3		0/3								3/0		3/0		2	2	50.00%
WA	Philip Ranger					1/3	3/0	0/3	3/0		0/3					2	3	40.00%
	Adrian Reeves					0/3	1/3	0/3								0	3	0.00%
	Peter Williams									2/3	0/3					0	2	0.00%
	Thain Yong					0/3	2/3	0/3	0/3	1/3						0	5	0.00%

Over 50 Men's Teams - Playoff Positions 5-8

	PLAYER	Aust Capital			New South Wales			Queensland "B"				Tasmania			Wins	Losses	
		SC	BH	WU	SB	KH	CM	PG	RP	PU	TW	CC	MM	IW			
ACT	Song Chen								0/3	2/3		2/3		0/3	0	4	0.00%
	Bryan Harper							3/0	3/1	3/1		3/2	3/0		5	0	100.00%
	Wen Ung							3/0	3/2				3/0	3/1	4	0	100.00%
NSW B	Stephen Bruton								1/3		2/3	0/3	2/3		0	4	0.00%
	Kevin Howard								3/2	3/0	3/0		3/0	2/3	4	1	80.00%
	Cary Mullard								1/3	2/3	0/3	0/3		0/3	0	5	0.00%
QLD B	Peter Grainger		0/3	0/3											0	2	0.00%
	Rodney Perry	3/0	1/3	2/3	3/1	2/3	3/1								3	3	50.00%
	Paul Uttley	3/2	1/3			0/3	3/2								2	2	50.00%
	Thomas Woltman				3/2	0/3	3/0								2	1	66.67%
TAS	Chris Carlson	3/2	2/3		3/0	3/0									3	1	75.00%
	Marshall Muller		0/3	0/3	3/2	0/3									1	3	25.00%
	Ian Weller	3/0		1/3		3/2	3/0								3	1	75.00%

Over 50 Men's Teams - Playoff Positions 9-12

	PLAYER	Presidents "A"			Presidents "C"				Victoria				Victoria "B"				Wins	Losses	
		BB	DJ	PM	MC	MC	PC	JP	PC	MD	ZG	MH	GE	FK	LL	GM			
Prs A	Bradley Beutel				3/2	2/3			1/3	0/3							1	3	25.00%
	David Jorgensen				3/0	3/2		0/3	3/1			1/3					3	2	60.00%
	Peter McKay				3/2	3/2		0/3		1/3		0/3					2	3	40.00%
Prs C	Michael Chen	2/3	0/3	2/3									1/3	1/3		0/3	0	6	0.00%
	Mick Coughlan	3/2	2/3	2/3									3/2	0/3		1/3	2	4	33.33%
	Peter Cumming												2/3	0/3		1/3	0	3	0.00%
	John Pudney		3/0	3/0													2	0	100.00%
VIC	Phillip Carruthers	3/1	1/3														1	1	50.00%
	Michael Donlon	3/0		3/1									3/2		0/3	2/3	3	2	60.00%
	Zoltan Gyuricza												3/1		1/3	3/1	2	1	66.67%
	Mark Hall		3/1	3/0									3/2		3/2	2/3	4	1	80.00%
VIC B	Graeme Edwards				3/1	2/3	3/2			2/3	1/3	2/3					2	4	33.33%
	Felix Kung				3/1	3/0	3/0										3	0	100.00%
	Lawrence Lim									3/0	3/1	2/3					2	1	66.67%
	George Maksacheff				3/0	3/1	3/1			3/2	1/3	3/2					5	1	83.33%

TEAMS ANALYSIS
Over 50 Men's Teams - Division A

	PLAYER	New South Wales				Presidents "B"			Presidents "C"				Queensland "B"				Tasmania				Victoria "B"				Western Australia				Wins	Losses				
		WH	PK	PP	BR	PC	PK	PT	MC	MC	PC	JP	PG	RP	PU	TW	CC	MM	TS	IW	GE	FK	LL	GM	PR	AR	PW	TY						
NSW	Wayne Heginbotham					3/0	3/0	3/0	3/0	3/0		3/0	3/0	3/0		3/0			3/2	3/0	3/0		3/0	3/0			3/0	3/0			15	0	100.00%	
	Peter Krigovsky												3/0	3/0		3/2									3/0	3/0	3/0	3/0	6	0	100.00%			
	Paul Pinkewich					3/0	3/0	3/0	3/0	3/0		3/2					3/0		3/0	3/0	3/0		3/0	3/0	3/0	3/0	3/0	3/0	15	0	100.00%			
	Bill Robson					3/0	3/0	3/0	3/0	3/0		3/0	3/0	3/0		3/0	3/0	3/0	3/0	3/2	3/0		3/0	3/0			3/0	3/0	18	0	100.00%			
Prs B	Peter Clarke	0/3		0/3	0/3				2/3	1/3	1/3		0/3	1/3	1/3	0/3	3/2		0/3	1/3	0/3		0/3			0/3	1/3	1	17	5.56%				
	Patrick Keating	0/3		0/3	0/3				2/3	3/2	1/3		0/3	0/3	1/3	0/3	1/3		0/3	3/0	0/3		0/3			0/3	1/3	2	16	11.11%				
	Peter Tegelaers	0/3		0/3	0/3				3/2	0/3	0/3		1/3	0/3	0/3	0/3	2/3		0/3	0/3	0/3		0/3			0/3	1/3	1	17	5.56%				
Prs C	Michael Chen	0/3		0/3	0/3											0/3	0/3	0/3	0/3	0/3	0/3	0/3		0/3		0/3	0/3	0	15	0.00%				
	Mick Coughlan	0/3		0/3	0/3	3/2	3/2	2/3																1/3		0/3	0/3	2	7	22.22%				
	Peter Cumming					3/1	2/3	3/0								1/3	0/3	3/2	1/3	0/3	0/3	0/3		0/3		0/3	0/3	4	11	26.67%				
	John Pudney	0/3		2/3	0/3	3/1	3/1	3/0								1/3	1/3	1/3	3/0	3/0	3/1	1/3		0/3	1/3	2/3		5	10	33.33%				
QLD B	Peter Grainger	0/3	0/3		0/3	3/0	3/0	3/1								3/2	0/3	0/3	3/2	3/2	0/3	3/2	1/3	1/3		3/2	0/3	8	7	53.33%				
	Rodney Perry	0/3	0/3		0/3	3/1	3/0	3/0	3/0		3/1	3/1					3/0		3/2	3/0					2/3	3/0	1/3	11	7	61.11%				
	Paul Uttley					3/1	3/1	3/0	3/0		3/0	3/1													0/3		0/3	1/3	6	3	66.67%			
	Thomas Woltman	0/3	2/3		0/3				3/0		2/3	3/1					0/3		0/3	0/3					3/1	3/2	2/3		4	8	33.33%			
TAS	Chris Carlson	0/3		0/3	0/3	3/0	3/0	3/0	3/0		3/1	0/3	2/3	0/3		3/0									3/2	3/1	1/3	0/3	3/2	0/3	9	9	50.00%	
	Marshall Muller					2/3	3/1	3/2																				2	1	66.67%				
	Tim Smith	2/3		0/3	0/3				3/0		3/0	1/3	3/0	2/3		3/0									1/3	3/2	1/3	6	9	40.00%				
	Ian Weller	0/3		0/3	2/3	3/0	3/0	3/0	3/0		3/0	3/1	2/3	0/3		3/0									3/1	3/0	3/2	3/1	13	5	72.22%			
VIC B	Graeme Edwards	0/3		0/3	0/3	3/1	0/3	3/0	3/0		1/3	3/0																	0/3	1/3	1/3	4	8	33.33%
	Felix Kung					3/0	3/0	3/0	3/0		3/1	3/1	1/3	3/2		1/3	2/3		3/1	0/3					2/3	3/1	1/3	9	6	60.00%				
	Lawrence Lim	0/3		0/3	0/3				3/0		3/1	3/2	2/3	0/3		2/3	1/3		2/3	0/3									3	9	25.00%			
	George Maksacheff	0/3		0/3	0/3	3/0	3/0	3/0					3/1	3/1		3/2	3/1		3/1	2/3					3/1	3/1	3/0	11	4	73.33%				
WA	Philip Ranger								3/0	3/1	3/0					3/1	3/1	3/0		3/0		3/1	1/3	3/0	3/2		1/3			10	2	83.33%		
	Adrian Reeves		0/3	0/3	0/3	3/0	3/0	3/0									2/3		2/3	1/3	3/1	1/3		1/3					4	8	33.33%			
	Peter Williams		0/3	0/3	0/3	3/0	3/1	3/0	3/0	3/0	3/0					2/3	1/3	3/0		3/0		3/0	1/3	3/1	3/1		0/3			11	7	61.11%		
	Thain Yong		0/3	0/3	1/3	3/1	3/1	3/1	3/0	3/0	3/0					3/0	3/1	3/1													9	3	75.00%	

Over 50 Men's Teams - Division B

	PLAYER	Aust Capital			New South Wales			Presidents "A"				Queensland				South Australia			Victoria				Wins	Losses	
		SC	BH	WU	SB	KH	CM	BB	DJ	PM	PC	PK	SM	MW	DM	KM	TW	PC	MD	ZG	MH				
ACT	Song Chen				0/3	1/3	3/2	3/0	2/3	3/2	0/3		0/3	0/3	1/3	1/3	0/3	3/2		0/3	0/3	4	11	26.67%	
	Bryan Harper				3/0	1/3	3/2	3/0	3/1	3/0	0/3		0/3	0/3	3/0	1/3	3/1	3/0		3/2	3/1	10	5	66.67%	
	Wen Ung				3/0	3/0	3/0	3/0	3/0	3/0	1/3		2/3	3/0	3/0	3/0	3/0	3/0		3/0	3/0	13	2	86.67%	
NSW B	Stephen Bruton	3/0	0/3	0/3				0/3	1/3	0/3	1/3	0/3		0/3	0/3	0/3	0/3	1/3	1/3		0/3	1	14	6.67%	
	Kevin Howard	3/1	3/1	0/3				3/0	3/1	3/0	3/2	3/0		2/3	3/0	2/3	3/0	3/0	3/0		3/2	11	4	73.33%	
	Cary Mullard	2/3	2/3	0/3				3/1	0/3	3/0	1/3	0/3		0/3	1/3	0/3	0/3	3/0	2/3		1/3	3	12	20.00%	
Prs A	Bradley Beutel	0/3	0/3	0/3	3/0	0/3	1/3					0/3	0/3	0/3	1/3	0/3	1/3	2/3	0/3	0/3		1	14	6.67%	
	David Jorgensen	3/2	1/3	0/3	3/1	1/3	3/0					0/3	1/3	0/3	0/3	0/3	0/3	3/0	3/0	3/0		6	9	40.00%	
	Peter McKay	2/3	0/3	0/3	3/0	0/3	0/3	0/3	0/3	0/3	0/3			0/3	1/3	0/3	0/3	2/3	0/3	3/1		2	13	13.33%	
QLD	Paul Cheung	3/0	3/0	3/1	3/1	2/3	3/1	3/0	3/0	3/0					0/3	1/3	3/0					9	3	75.00%	
	Paul Kilmister				3/0	0/3	3/0	3/0	3/1	3/0								3/0		3/1	3/1	8	1	88.89%	
	Stephen Mitchell	3/0	3/0	3/2				3/0	3/0	3/0					3/0	2/3	3/0	3/0		3/2	3/1	11	1	91.67%	
	Max Wellington	3/0	3/0	0/3	3/0	3/2	3/0								3/0	3/0	3/0	3/1		3/0	3/0	11	1	91.67%	
SA	David Malyschko	3/1	0/3	0/3	3/0	3/2	3/1	3/1	3/0	3/1	3/0		0/3	0/3					3/1	3/2	1/3	10	5	66.67%	
	Kevin Malyschko	3/1	3/1	0/3	3/0	0/3	3/0	3/0	3/0	3/0	3/1		3/2	0/3					3/0	3/0	3/1	12	3	80.00%	
	Trevor Walker	3/0	1/3	0/3	3/0	3/2	3/0	3/1	3/0	3/0	0/3		0/3	0/3					3/0	3/0	3/1	10	5	66.67%	
VIC	Phillip Carruthers	2/3	0/3	0/3	3/1	0/3	0/3	3/2	0/3	3/2		0/3	0/3	1/3								3	9	25.00%	
	Michael Donlon				3/1	0/3	3/2	3/0	0/3	3/0					1/3	0/3	0/3					4	5	44.44%	
	Zoltan Gyuricza	3/0	2/3	0/3				3/0	0/3	1/3					1/3	2/3	0/3	2/3	0/3	0/3		2	10	16.67%	
	Mark Hall	3/0	1/3	0/3	3/0	2/3	3/1								1/3	1/3	0/3	3/1	1/3	1/3		4	8	33.33%	

30th Australian Veterans Table Tennis Championships

Over 50 Women's Teams

New South Wales

Kayoko Govindasamy
Ada Ly
Leonie Whiteford (C)

Presidents

Joan Barton (NT)
Mary Dombrose (WA) (C)
Jan Paolini (VIC)

Queensland "B"

Pam Clarke (C)
Ruth Cordingly
Kathy Pham

Tasmania

Judith Bowerman (C)
Sophie Kim
Irina Sakova

Victoria "B"

Libby Haughton (C)
Chrissy Jones
Arlene Wagner
Ching Yang

New Zealand

Chris Little (C)
Joanna Ma
Tutty Tanfana
Chris Young

Queensland

Margaret Kranz
Andrea McDonnell (C)
Kathy Willis

South Australia

Alice Abbas (C)
Lynda Lawrie
Val Smiech

Victoria

Vicki Carruthers
Roma Chambers
Jean Pierce
Jeanne Strong
Debbie Wilson (C)

30th Australian Veterans Table Tennis Championships

Over 50 Women's Teams

TEAM RESULTS

MATCH SCORES													
TEAMS		1	2	3	4	5	6	7	8	9	WINS	MP	PLACE
1	New Zealand		6/5	7/4	10/1	10/1	10/1	11/0	11/0	11/0	8/0	16	1
2	Victoria	5/6		6/5	9/2	7/4	9/2	10/1	9/2	9/2	7/1	15	2
3	Queensland	4/7	5/6		8/3	6/5	10/1	7/4	11/0	9/2	6/2	14	3
4	South Australia	1/10	2/9	3/8		5/6	4/7	5/6	7/4	6/5	2/6	10	7
5	Tasmania	1/10	4/7	5/6	6/5		6/5	9/2	9/2	9/2	5/3	13	4
6	New South Wales	1/10	2/9	1/10	7/4	5/6		9/2	8/3	9/2	4/4	12	5
7	Queensland "B"	0/11	1/10	4/7	6/5	2/9	2/9		7/4	9/2	3/5	11	6
8	Victoria "B"	0/11	2/9	0/11	4/7	2/9	3/8	4/7		8/3	1/7	9	8
9	Presidents	0/11	2/9	2/9	5/6	2/9	2/9	2/9	3/8		0/8	8	9

PROGRESSIVE RESULTS										
TEAMS		R1	R2	R3	R4	R5	R6	R7	R8	R9
1	New Zealand	10/1		10/1	11/0	11/0	10/1	7/4	11/0	6/5
2	Victoria	10/1	9/2	9/2		9/2	9/2	7/4	6/5	5/6
3	Queensland	11/0	7/4		6/5	10/1	9/2	4/7	5/6	8/3
4	South Australia	6/5	4/7	5/6	7/4	2/9	1/10		5/6	3/8
5	Tasmania		9/2	1/10	5/6	9/2	9/2	4/7	6/5	6/5
6	New South Wales	1/10	7/4	9/2	9/2	1/10	2/9	8/3		5/6
7	Queensland "B"	1/10	4/7	6/5	2/9		2/9	9/2	0/11	7/4
8	Victoria "B"	0/11	2/9	2/9	4/7	0/11		3/8	8/3	4/7
9	Presidents	5/6	2/9	2/9	0/11	2/9	2/9	2/9	3/8	

TEAMS ANALYSIS Over 50 Women's Teams

	PLAYER	New South Wales			New Zealand				Presidents			Queensland			Queensland "B"			South Australia			Tasmania			Victoria					Victoria "B"				Wins	Losses																										
		K	G	A	L	W	C	L	J	M	T	T	C	Y	J	B	M	D	J	P	M	K	A	M	K	W	P	C	R	C	K	P				A	A	L	L	V	S	J	B	S	K	I	S	V	C	R	C	J	P	J	S	D	W	L	H	C
NSW	Kayoko Govindasamy							0/3	0/3	3/2	3/0	0/3	3/0	2/3	0/3	1/3	3/1	3/2	3/0	2/3	3/0	3/0	3/1	3/1	0/3	0/3	2/3	3/0	3/0	3/0	3/1	3/1	0/3	0/3	2/3			1/3	3/0	3/0	0/3					12	12	50.00%												
	Ada Ly							1/3	1/3	0/3	3/0	1/3	3/0	2/3	0/3	0/3	0/3	3/2	3/1	1/3	3/0	3/0	3/0	0/3	0/3	0/3	1/3	1/3							0/3	1/3	1/3	3/2	3/0	3/0	3/0					8	16	33.33%												
	Leonie Whiteford							0/3	0/3	1/3	3/0	3/0	3/0	2/3	0/3	3/0	2/3	3/1	3/0	0/3	3/0	3/0	3/0	0/3	0/3	0/3	2/3	3/0	3/0	0/3	3/0	3/0	0/3	2/3	3/0	3/0	3/0					14	10	58.33%																
NZL	Chris Little										3/0	3/1	3/0	3/2	3/2	3/0	3/0	3/0	3/0																		0/3												13	2	86.67%									
	Joanna Ma	3/0	3/1	3/0										3/0	0/3	3/0	3/1	3/0	3/0	3/1	3/0	3/0	3/1	3/0	3/0	3/0	3/0	3/0	3/0	3/0	3/0	3/0	3/0	3/0	3/0	3/0	3/0	3/0	3/0	3/0	3/0	3/0	3/0	3/0	3/0	3/0	3/0	19	2	90.48%										
	Tutty Tanfana	3/0	3/1	3/0								3/0	3/0	3/0	3/1	0/3	3/0								1/3	3/0	3/0	3/0	3/0	3/0	3/1	0/3	1/3			3/1	3/0	3/0	3/0					17	4	80.95%														
	Chris Young	2/3	3/0	3/1								3/0	3/2	3/1						3/1	3/0	3/0	3/2	3/1	3/0																								14	1	93.33%									
Pres	Joan Barton	0/3	0/3	0/3	0/3			0/3		0/3	0/3					0/3	0/3	0/3	0/3	0/3	0/3	0/3	0/3	0/3	0/3	0/3	0/3	0/3	0/3	0/3	0/3	0/3	0/3	0/3	0/3	0/3	0/3	0/3	0/3	0/3	0/3	0/3	0/3	0/3	0/3	0/3	0/3	0/3	1	23	4.17%									
	Mary Dombrose	3/0	3/1	0/3	1/3			0/3	2/3					3/2	1/3	3/1	3/1	1/3	3/1	2/3	3/2	3/0	1/3	3/0	0/3	3/2	0/3						3/2	3/0		3/0	3/0	3/0	3/0					14	10	58.33%														
	Jan Paolini	0/3	0/3	0/3	0/3			0/3	1/3					0/3	0/3	0/3	1/3	1/3	0/3	0/3	0/3	0/3	0/3	0/3	0/3	0/3	0/3	0/3	0/3	0/3	0/3	0/3	0/3	0/3	0/3	0/3	0/3	0/3	0/3	0/3	0/3	0/3	0/3	0/3	0/3	0/3	0/3	0/3	1	23	4.17%									
QLD	Margaret Kranz	3/2	3/2	3/2	2/3	0/3	1/3			3/0	2/3	3/0				1/3	2/3	3/0	0/3	3/0	3/1	0/3	1/3	2/3	1/3	0/3				0/3	3/1	3/2		3/2	11	13	45.83%																							
	Andrea McDonnell	3/0	3/0	3/0	2/3	3/0	3/0			3/0	3/1	3/0				3/1	3/0	3/0	0/3	3/1	3/0	3/0	3/0	3/1	3/1	3/0	3/1	3/0	3/0	3/0	3/0	3/0	3/0	3/0	3/0	3/0	3/0	3/0	3/0	3/0	3/0	3/0	3/0	3/0	3/0	3/0	3/0	22	2	91.67%										
	Kathy Willis	3/1	3/0	0/3	0/3	0/3	0/3	0/3			3/0	1/3	3/0				2/3	1/3	3/0	2/3	3/0	3/0	3/0	1/3	1/3	2/3	0/3			1/3	3/0	3/0	3/0	3/2	11	13	45.83%																							
QLD B	Pam Clarke	1/3	3/0	3/2	0/3	1/3		1/3	3/0	1/3	3/1	3/1	1/3	3/2					0/3	3/1	3/0	0/3	0/3	1/3	0/3	0/3		3/0				3/2	3/0	3/2														12	12	50.00%										
	Ruth Cordingly	2/3	2/3	1/3	0/3	0/3		0/3	3/0	3/1	3/1	3/2	0/3	3/1					1/3	3/0	3/0	2/3	3/1	1/3	1/3	1/3		1/3				3/0	3/0	0/3													10	14	41.67%											
	Kathy Pham	0/3	1/3	0/3	0/3	0/3		0/3	3/0	1/3	3/0	0/3	0/3	0/3					0/3	2/3	3/0	1/3	2/3	0/3	0/3	0/3		2/3			0/3	2/3	2/3															3	21	12.50%										
SA	Alice Abbas	3/2	3/1	3/0		1/3	3/1	2/3	3/0	3/2	3/0	3/0	3/0	3/2	3/0	3/1	3/0																																	21	3	87.50%								
	Lynda Lawrie	0/3	0/3	0/3		0/3	0/3	1/3	3/0	2/3	3/0	0/3	1/3	0/3	1/3	0/3	3/2																																7	17	29.17%									
	Val Smiech	0/3	0/3	0/3		0/3	0/3	0/3	2/3	0/3	0/3	1/3	0/3	0/3	0/3	0/3	0/3																																0	24	0.00%									
TAS	Judith Bowerman	1/3	0/3	0/3	0/3	0/3	0/3		3/0	3/1	3/0	3/0	0/3	0/3	3/0	3/2	3/1	1/3	3/0	3/1																														12	12	50.00%								
	Sophie Kim	1/3	3/0	0/3	2/3	0/3	0/3		3/0	0/3	3/0	3/1	1/3	3/1	3/0	1/3	3/2	2/3	2/3	3/2																														11	13	45.83%								
	Irina Sakova	3/0	3/0	3/0	3/1	0/3	1/3		3/0	3/0	3/0	3/2	1/3	3/1	3/1	3/1	3/0	1/3	3/0	3/0																														19	5	79.17%								
VIC	Vicki Carruthers	3/0	3/1	0/3	1/3	0/3	3/0		3/0	2/3	3/0	3/1	0/3	3/2	3/0	3/1	3/0	2/3	3/0	3/0	3/0	3/0	3/0	0/3																											17	7	70.83%							
	Roma Chambers	3/2	3/1	3/0	0/3	3/0	3/1		3/0	3/0	3/0	3/0	1/3	3/0	3/0	3/1	3/0	3/1	3/0	3/0	3/0	3/0	3/1	3/0	3/0																										22	2	91.67%							
	Jean Pierce																								0/3	2/3	0/3																								1	5	16.67%							
	Jeanne Strong																																																		4	2	66.67%							
	Debbie Wilson	3/1	3/0	3/2	3/0	0/3	1/3		3/0	2/3	3/0	3/0	0/3	3/1																																					8	4	66.67%							
VIC B	Libby Haughton	0/3	3/1	0/3		0/3	0/3	1/3	3/0	0/3	3/1	1/3	0/3	0/3	2/3	0/3	3/0	1/3	1/3	3/0																																5	13	27.78%						
	Chrissy Jones	0/3	3/1	0/3		0/3	0/3	0/3				2/3	1/3	0/3	0/3	0/3	3/2								1/3	3/1	0/3	0/3	0/3	0/3																				3	15	16.67%								
	Arlene Wagner	3/0	2/3	0/3					3/0	0/3	3/1							2/3	3/0	3/2	0/3	1/3	3/0	3/0	1/3	0/3	2/3	0/3	3/0																						8	10	44.44%							
	Ching Yang					0/3	0/3	0/3	3/0	0/3	3/0	2/3	0/3	2/3																																					4	14	22.22%							

30th Australian Veterans Table Tennis Championships

Over 60 Men's Teams

Aust Capital Territory

Julian Goldenberg (C)
Fred Huang
George Nadal
Trevor Taylforth

New South Wales "B"

Graham Boyton
Ian Finlay (C)
Stephen Tai

New Zealand

Kevin Fogarty (C)
Ron Garrett
Doug Pattinson
William Weinstock

Presidents "A"

John Chambers (VIC) (C)
Michael Dombrose (WA)
Dan Green (USA)

Queensland

Thomas Samuelsson
John Sherriff (C)
Tony Webb

Victoria

Brian Berry (C)
Michael Ede
Eddie Keung
John Scott

New South Wales

Michael Antoun
Ellman Lee
Inh Le
James Wong (C)

New South Wales "C"

Tom Cooley
Douglas Flood
Alan Russell (C)

Northern Territory

T M Lee
Thong Teck Lee
Toong Yeen Lee
Graham Symons (C)

Presidents "B"

Simon Grundel (NSW)
Kerry McGeehan (NZ) (C)
Jim Ratnan (QLD)

Queensland "B"

Mike Battilana
Alan Bruhn
Col Gradwell (C)
George Opatrny

Victoria "B"

Thuc Mai
Kennan Pun
Dennis Rylatt (C)
Clive Sim

30th Australian Veterans Table Tennis Championships

Over 60 Men's Teams

Seed	Team	Final Position
4	New Zealand	1
1	Victoria	2
2	New South Wales	3
3	Queensland	4
5	Victoria "B"	5
7	Aust Capital Territory	6
6	Northern Territory	7
8	Presidents "A"	8
9	Queensland "B"	9
10	New South Wales "B"	10
11	New South Wales "C"	11
12	Presidents "B"	12

Last Updated: September 11, 2013 8:29 PM

30th Australian Veterans Table Tennis Championships

Over 60 Men's Teams - Playoffs

Playoff Positions 1-4

<i>Queensland</i>	
<i>New Zealand</i>	<i>New Zealand</i> 6 - 5
<i>Victoria</i>	<i>New Zealand</i> 6 - 5
<i>New South Wales</i>	<i>Victoria</i> 6 - 5
	Position 3 <i>New South Wales</i> 6 - 1

Playoff Positions 5-8

<i>Northern Territory</i>	
<i>Aust Capital Territory</i>	<i>Aust Capital Territory</i> 6 - 2
<i>Presidents "A"</i>	<i>Victoria "B"</i> 6 - 3
<i>Victoria "B"</i>	<i>Victoria "B"</i> 6 - 2
	Position 7 <i>Northern Territory</i> 6 - 5

Playoff Positions 9-12

<i>New South Wales "B"</i>	
<i>New South Wales "C"</i>	<i>New South Wales "B"</i> 10 - 1
<i>Presidents "B"</i>	<i>Queensland "B"</i> 6 - 5
<i>Queensland "B"</i>	<i>Queensland "B"</i> 10 - 1
	Position 11 <i>New South Wales "C"</i> 8 - 3

30th Australian Veterans Table Tennis Championships

Over 60 Men's Teams - Division A

TEAM RESULTS

MATCH SCORES										
TEAMS		1	2	3	4	5	6	WINS	MP	PLACE
1	Victoria		5/6	10/1	9/2	10/1	11/0	4/1	9	2
2	Queensland	6/5		10/1	8/3	8/3	10/1	5/0	10	1
3	Northern Territory	1/10	1/10		6/5	6/5	10/1	3/2	8	3
4	Presidents "A"	2/9	3/8	5/6		6/5	8/3	2/3	7	4
5	New South Wales "B"	1/10	3/8	5/6	5/6		11/0	1/4	6	5
6	Presidents "B"	0/11	1/10	1/10	3/8	0/11		0/5	5	6

PROGRESSIVE RESULTS						
TEAMS		R1	R2	R3	R4	R5
1	Victoria	9/2	11/0	10/1	10/1	5/6
2	Queensland	8/3	8/3	10/1	10/1	6/5
3	Northern Territory	10/1	6/5	1/10	1/10	6/5
4	Presidents "A"	2/9	3/8	6/5	8/3	5/6
5	New South Wales "B"	3/8	5/6	5/6	1/10	11/0
6	Presidents "B"	1/10	0/11	1/10	3/8	0/11

Last Updated: September 12, 2013 9:11 AM

30th Australian Veterans Table Tennis Championships

Over 60 Men's Teams - Division B

TEAM RESULTS

MATCH SCORES										
TEAMS		1	2	3	4	5	6	WINS	MP	PLACE
1	New South Wales		10/1	8/3	10/1	11/0	11/0	5/0	10	1
2	New Zealand	1/10		7/4	8/3	7/4	9/2	4/1	9	2
3	Victoria "B"	3/8	4/7		6/5	6/5	11/0	3/2	8	3
4	Aust Capital Territory	1/10	3/8	5/6		8/3	8/3	2/3	7	4
5	Queensland "B"	0/11	4/7	5/6	3/8		8/3	1/4	6	5
6	New South Wales "C"	0/11	2/9	0/11	3/8	3/8		0/5	5	6

PROGRESSIVE RESULTS						
TEAMS		R1	R2	R3	R4	R5
1	New South Wales	10/1	11/0	8/3	11/0	10/1
2	New Zealand	7/4	8/3	9/2	7/4	1/10
3	Victoria "B"	11/0	6/5	3/8	4/7	6/5
4	Aust Capital Territory	1/10	3/8	8/3	8/3	5/6
5	Queensland "B"	4/7	5/6	3/8	0/11	8/3
6	New South Wales "C"	0/11	0/11	2/9	3/8	3/8

Last Updated: September 9, 2013 5:31 PM

TEAMS ANALYSIS

Over 60 Men's Teams

	PLAYER	Wins	Losses	
ACT	Julian Goldenberg	5	5	50.00%
	Fred Huang	2	12	14.29%
	George Nadal	5	12	29.41%
	Trevor Taylforth	14	3	82.35%
NSW	Michael Antoun	3	0	100.00%
	Ellman Lee	13	7	65.00%
	Inh Le	19	1	95.00%
	James Wong	14	3	82.35%
NSW B	Graham Boyton	9	12	42.86%
	Ian Finlay	8	13	38.10%
	Stephen Tai	13	8	61.90%
NSW C	Tom Cooley	3	18	14.29%
	Douglas Flood	6	15	28.57%
	Alan Russell	5	16	23.81%
NZL	Kevin Fogarty	14	7	66.67%
	Ron Garrett	2	1	66.67%
	Doug Pattinson	6	12	33.33%
	William Weinstock	14	7	66.67%
NT	Thong Teck Lee	9	11	45.00%
	Toong Yeen Lee	10	10	50.00%
	Graham Symons	9	11	45.00%
Prs A	John Chambers	1	19	5.00%
	Michael Dombrose	6	14	30.00%
	Dan Green	15	5	75.00%
Prs B	Simon Grundel	0	21	0.00%
	Kerry McGeehan	5	16	23.81%
	Jim Ratnan	1	20	4.76%
QLD	Thomas Samuelsson	18	2	90.00%
	John Sherriff	13	7	65.00%
	Tony Webb	13	7	65.00%
QLD B	Mike Battilana	4	11	26.67%
	Alan Bruhn	7	8	46.67%
	Col Gradwell	9	6	60.00%
	George Opatrny	9	9	50.00%
VIC	Brian Berry	18	0	100.00%
	Michael Ede	12	3	80.00%
	Eddie Keung	8	4	66.67%
	John Scott	10	8	55.56%
VIC B	Thuc Mai	12	5	70.59%
	Kennan Pun	4	5	44.44%
	Dennis Rylatt	10	6	62.50%
	Clive Sim	9	7	56.25%

TEAMS ANALYSIS
Over 60 Men's Teams - Playoff Positions 1-4

	PLAYER	New South Wales			New Zealand			Queensland			Victoria			Wins	Losses	
		E L	I L	J W	K F	D P	W W	T S	J S	T W	B B	M E	J S			
NSW	Ellman Lee							0/3	3/2		0/3	2/3	1/3	1	4	20.00%
	Inh Le							3/0		3/1	0/3	3/0	3/0	4	1	80.00%
	James Wong								3/0	3/0	0/3	1/3	3/0	3	2	60.00%
NZL	Kevin Fogarty							0/3	0/3	3/1	0/3	3/2	3/1	3	3	50.00%
	Doug Pattinson							1/3	3/0	3/0	0/3	2/3	3/2	3	3	50.00%
	William Weinstock							1/3	3/1	3/2	0/3	1/3	3/2	3	3	50.00%
QLD	Thomas Samuelsson	3/0	0/3		3/0	3/1	3/1							4	1	80.00%
	John Sherriff	2/3		0/3	3/0	0/3	1/3							1	4	20.00%
	Tony Webb		1/3	0/3	1/3	0/3	2/3							0	5	0.00%
VIC	Brian Berry	3/0	3/0	3/0	3/0	3/0	3/0							6	0	100.00%
	Michael Ede	3/2	0/3	3/1	2/3	3/2	3/1							4	2	66.67%
	John Scott	3/1	0/3	0/3	1/3	2/3	2/3							1	5	16.67%

Over 60 Men's Teams - Playoff Positions 5-8

	PLAYER	Aust Capital Territory				Northern			Presidents "A"			Victoria "B"			Wins	Losses	
		J G	F H	G N	T T	T L	T L	G S	J C	M D	D G	T M	D R	C S			
ACT	Julian Goldenberg						3/1	2/3				0/3	3/1		2	2	50.00%
	Fred Huang											0/3		0/3	0	2	0.00%
	George Nadal					1/3		3/0				0/3	1/3	2/3	1	4	20.00%
	Trevor Taylforth					3/0	3/1								2	0	100.00%
NT	Thong Teck Lee			3/1	0/3				3/1	3/1	1/3				3	2	60.00%
	Toong Yeen Lee	1/3			1/3				3/0	0/3	2/3				1	4	20.00%
	Graham Symons	3/2		0/3					3/2	3/2	0/3				3	2	60.00%
Prs A	John Chambers					1/3	0/3	2/3				0/3	1/3		0	5	0.00%
	Michael Dombrose					1/3	3/0	2/3					2/3	0/3	1	4	20.00%
	Dan Green					3/1	3/2	3/0				1/3		3/0	4	1	80.00%
VIC B	Thuc Mai	3/0	3/0	3/0					3/0		3/1				5	0	100.00%
	Dennis Rylatt	1/3		3/1					3/1	3/2					3	1	75.00%
	Clive Sim		3/0	3/2						3/0	0/3				3	1	75.00%

Over 60 Men's Teams - Playoff Positions 9-12

	PLAYER	New South Wales			New South Wales			Presidents "B"			Queensland "B"				Wins	Losses	
		G B	I F	S T	T C	D F	A R	S G	K M	J R	M B	A B	C G	G O			
NSW B	Graham Boyton				3/0	3/1	3/1					2/3	3/0	0/3	4	2	66.67%
	Ian Finlay				3/0	3/0	1/3					0/3	3/1	2/3	3	3	50.00%
	Stephen Tai				3/1	3/1	3/1					2/3	3/2	3/2	5	1	83.33%
NSW C	Tom Cooley	0/3	0/3	1/3				3/0	0/3	3/2					2	4	33.33%
	Douglas Flood	1/3	0/3	1/3				3/0	3/0	3/0					3	3	50.00%
	Alan Russell	1/3	3/1	1/3				3/0	1/3	3/0					3	3	50.00%
Prs B	Simon Grundel				0/3	0/3	0/3				0/3		0/3	0/3	0	6	0.00%
	Kerry McGeehan				3/0	0/3	3/1				1/3		3/1	0/3	3	3	50.00%
	Jim Ratnan				2/3	0/3	0/3				0/3		2/3	1/3	0	6	0.00%
QLD B	Mike Battilana							3/0	3/1	3/0					3	0	100.00%
	Alan Bruhn	3/2	3/0	3/2											3	0	100.00%
	Col Gradwell	0/3	1/3	2/3				3/0	1/3	3/2					2	4	33.33%
	George Opatry	3/0	3/2	2/3				3/0	3/0	3/1					5	1	83.33%

TEAMS ANALYSIS
Over 60 Men's Teams - Division A

	PLAYER	New South Wales			Northern			Presidents "A"			Presidents "B"			Queensland			Victoria				Wins	Losses	
		GB	IF	ST	TL	TL	GS	JC	MD	DG	SG	KM	JR	TS	JS	TW	BB	ME	EK	JS			
NSW B	Graham Boyton				3/0	2/3	0/3	3/0	2/3	0/3	3/0	3/0	3/0	0/3	0/3	1/3	1/3	2/3		2/3	5	10	33.33%
	Ian Finlay				2/3	1/3	2/3	3/2	3/1	0/3	3/0	3/0	3/0	0/3	1/3	2/3	0/3	0/3		0/3	5	10	33.33%
	Stephen Tai				3/2	1/3	3/2	3/1	0/3	2/3	3/0	3/0	3/1	0/3	3/1	3/1	0/3	2/3		0/3	8	7	53.33%
NT	Thong Teck Lee	0/3	3/2	2/3				3/0	3/1	0/3	3/0	3/2	3/0	0/3	0/3	2/3	0/3	0/3	0/3		6	9	40.00%
	Toong Yeen Lee	3/2	3/1	3/1				3/0	3/0	3/1	3/0	3/0	3/0	0/3	2/3	1/3	0/3	1/3	0/3		9	6	60.00%
	Graham Symons	3/0	3/2	2/3				3/0	0/3	0/3	3/0	3/0	3/0	1/3	1/3	0/3	0/3	0/3	0/3		6	9	40.00%
Prs A	John Chambers	0/3	2/3	1/3	0/3	0/3	0/3				3/0	0/3	2/3	1/3	0/3	2/3		1/3	0/3	0/3	1	14	6.67%
	Michael Dombrose	3/2	1/3	3/0	1/3	0/3	3/0				3/0	1/3	3/1	0/3	0/3	0/3		1/3	0/3	1/3	5	10	33.33%
	Dan Green	3/0	3/0	3/2	3/0	1/3	3/0				3/0	3/0	3/0	1/3	3/0	1/3		3/2	3/1	2/3	11	4	73.33%
Prs B	Simon Grundel	0/3	0/3	0/3	0/3	0/3	0/3	0/3	0/3	0/3				0/3	0/3	0/3	0/3		0/3	0/3	0	15	0.00%
	Kerry McGeehan	0/3	0/3	0/3	2/3	0/3	0/3	3/0	3/1	0/3				0/3	0/3	0/3	0/3		0/3	2/3	2	13	13.33%
	Jim Ratnan	0/3	0/3	1/3	0/3	0/3	0/3	3/2	1/3	0/3				0/3	0/3	0/3	0/3		0/3	0/3	1	14	6.67%
QLD	Thomas Samuelsson	3/0	3/0	3/0	3/0	3/0	3/1	3/1	3/0	3/1	3/0	3/0	3/0				0/3		3/1	3/0	14	1	93.33%
	John Sherriff	3/0	3/1	1/3	3/0	3/2	3/1	3/0	3/0	0/3	3/0	3/0	3/0				0/3		3/0	3/1	12	3	80.00%
	Tony Webb	3/1	3/2	1/3	3/2	3/1	3/0	3/2	3/0	3/1	3/0	3/0	3/0				0/3		3/1	3/1	13	2	86.67%
VIC	Brian Berry	3/1	3/0	3/0	3/0	3/0	3/0				3/0	3/0	3/0	3/0	3/0	3/0					12	0	100.00%
	Michael Ede	3/2	3/0	3/2	3/0	3/1	3/0	3/1	3/1	2/3											8	1	88.89%
	Eddie Keung				3/0	3/0	3/0	3/0	3/0	1/3	3/0	3/0	3/0	1/3	0/3	1/3					8	4	66.67%
	John Scott	3/2	3/0	3/0				3/0	3/1	3/2	3/0	3/2	3/0	0/3	1/3	1/3					9	3	75.00%

Over 60 Men's Teams - Division B

	PLAYER	Aust Capital Territory				New South Wales				New South Wales				New Zealand				Queensland "B"				Victoria "B"				Wins	Losses	
		JG	FH	GN	TT	MA	EL	IL	JW	TC	DF	AR	KF	RG	DP	WW	MB	AB	CG	GO	TM	KP	DR	CS				
ACT	Julian Goldenberg													0/3		3/0	2/3	3/0		1/3	3/1					3	3	50.00%
	Fred Huang						0/3	0/3	0/3	0/3	1/3	3/2			1/3	1/3						3/1	2/3	2/3	2	10	16.67%	
	George Nadal						2/3	0/3	0/3	3/0	3/2	3/2					3/1		2/3	0/3		1/3	0/3	2/3	4	8	33.33%	
	Trevor Taylforth						2/3	1/3	3/2	3/0	3/0	3/1	3/1		3/0	2/3	3/0		3/1	3/0		3/0	3/0	3/1	12	3	80.00%	
NSW	Michael Antoun									3/0	3/0	3/2													3	0	100.00%	
	Ellman Lee		3/0	3/2	3/2					3/0	3/1	3/0	3/2		3/0	0/3	3/1	3/2		3/0	2/3		0/3	3/0	12	3	80.00%	
	Inh Le		3/0	3/0	3/1					3/0	3/0	3/1	3/0		3/0	3/2	3/0	3/0		3/1	3/0		3/0	3/0	15	0	100.00%	
	James Wong		3/0	3/0	2/3								3/0		3/1	3/1	3/0	3/0		3/1	3/0		3/0	3/2	11	1	91.67%	
NSW C	Tom Cooley		3/0	0/3	0/3	0/3	0/3	0/3						0/3	0/3	0/3	0/3	0/3		0/3	0/3	0/3			1	14	6.67%	
	Douglas Flood		3/1	2/3	0/3	0/3	1/3	0/3						1/3	3/2	1/3	3/0	1/3	1/3		0/3	1/3	0/3			3	12	20.00%
	Alan Russell		2/3	2/3	1/3	2/3	0/3	1/3						1/3	2/3	2/3	3/0	3/2	0/3		1/3	1/3	1/3			2	13	13.33%
NZL	Kevin Fogarty	3/0	3/0		1/3		2/3	0/3	0/3	3/0	3/1	3/1					3/0	3/0		3/1	3/1		3/0	3/0	11	4	73.33%	
	Ron Garrett									3/0	2/3	3/2													2	1	66.67%	
	Doug Pattinson	0/3	3/1		0/3		0/3	0/3	1/3								3/0	1/3		3/0	0/3		2/3	2/3	3	9	25.00%	
	William Weinstock	3/2	3/1		3/2		3/0	2/3	1/3	3/0	3/1	3/2					3/0	3/0		2/3	0/3	0/3	3/1	3/2	11	4	73.33%	
QLD B	Mike Battilana	0/3		1/3	0/3		1/3	0/3	0/3	3/0	0/3	0/3	0/3		0/3	0/3									1	11	8.33%	
	Alan Bruhn						2/3	0/3	0/3	3/0	3/1	2/3	0/3		3/1	0/3					2/3	3/0		2/3	4	8	33.33%	
	Col Gradwell	3/1		3/2	1/3					3/0	3/1	3/0									3/2	3/1		2/3	7	2	77.78%	
	George Opatrny	1/3		3/0	0/3		0/3	1/3	1/3				1/3		0/3	3/2					3/1	3/1		0/3	4	8	33.33%	
VIC B	Thuc Mai						3/2	0/3	0/3	3/0	3/0	3/1	1/3		3/0	3/0		3/2	2/3	1/3					7	5	58.33%	
	Kennan Pun		1/3	3/1	0/3					3/0	3/1	3/1						0/3	1/3	1/3					4	5	44.44%	
	Dennis Rylatt		3/2	3/0	0/3		3/0	0/3	0/3	3/0	3/0	3/1	0/3		3/2	1/3									7	5	58.33%	
	Clive Sim		3/2	3/2	1/3		0/3	0/3	2/3				0/3		3/2	2/3		3/2	3/2	3/0					6	6	50.00%	

**30th Australian Veterans
Table Tennis Championships**

Over 60 Women's Teams

New South Wales

Jennifer Aduckiewicz (C)
Carol Cowie
Rose Veerhuis

New Zealand

Lynley Barker
Val Beaver (C)
Ngaire Garrett
Tanya Sulimova

South Australia

Lorraine Baker
Julie Coombes (C)
Chris Matthews

Victoria

Daisy O'Bryan
Averil Roberts (C)
Ivana Trnka

New South Wales "B"

Barbara Morley
Jenny Nolan
Anna Pha (C)

Presidents

Gladys Halford (NZ)
Tjen Fong Joeng (WA)
Elfrida Kalich (NT) (C)
Kim Tieng Le (VIE)

South Australia "B"

Dawn Darwent (C)
Lorraine Short
Denise Tiller

30th Australian Veterans Table Tennis Championships

Over 60 Women's Teams

TEAM RESULTS

MATCH SCORES											
TEAMS		1	2	3	4	5	6	7	WINS	MP	PLACE
1	South Australia		10/1	6/5	8/3	8/3	11/0	10/1	6/0	12	1
2	Victoria	1/10		6/5	5/6	6/5	6/5	8/3	4/2	10	3
3	New Zealand	5/6	5/6		7/4	5/6	8/3	8/3	3/3	9	5
4	New South Wales	3/8	6/5	4/7		8/3	9/2	9/2	4/2	10	2
5	Presidents	3/8	5/6	6/5	3/8		6/5	11/0	3/3	9	4
6	South Australia "B"	0/11	5/6	3/8	2/9	5/6		10/1	1/5	7	6
7	New South Wales "B"	1/10	3/8	3/8	2/9	0/11	1/10		0/6	6	7

PROGRESSIVE RESULTS								
TEAMS		R1	R2	R3	R4	R5	R6	R7
1	South Australia	8/3		10/1	11/0	6/5	8/3	10/1
2	Victoria	6/5	6/5		8/3	5/6	6/5	1/10
3	New Zealand	8/3	8/3	5/6		5/6	5/6	7/4
4	New South Wales		9/2	9/2	8/3	6/5	3/8	4/7
5	Presidents	3/8	5/6	6/5	3/8	11/0		6/5
6	South Australia "B"	5/6	3/8	2/9	0/11		10/1	5/6
7	New South Wales "B"	3/8	2/9	1/10	3/8	0/11	1/10	

Last Updated: September 11, 2013 8:06 PM

TEAMS ANALYSIS Over 60 Women's Teams

	PLAYER	New South Wales			New South Wales			New Zealand				Presidents				South Australia			South Australia			Victoria			Wins	Losses	
		JA	CC	RV	BM	JN	AP	LB	VB	NG	TS	GH	TJ	EK	KL	LB	JC	CM	DD	LS	DT	DO	AR	IT			
NSW	Jennifer Aduckiewicz				3/0	3/1	3/0		1/3	3/0	1/3	3/0	3/0	1/3		3/2	1/3	0/3	3/1	2/3	3/0	3/0	2/3	1/3	10	8	55.56%
	Carol Cowie				3/0	1/3	3/0		0/3	3/2	0/3	3/1	3/1	1/3		2/3	0/3	1/3	3/1	3/0	1/3	3/0	3/2	1/3	9	9	50.00%
	Rose Veerhuis				3/0	2/3	3/0		0/3	3/1	1/3	3/1	3/2	1/3		0/3	3/1	0/3	3/2	3/2	3/0	3/0	3/1	0/3	11	7	61.11%
NSW B	Barbara Morley	0/3	0/3	0/3					0/3	3/1	0/3		0/3	0/3	0/3	0/3	0/3	0/3	0/3	0/3	1/3	0/3	1/3	0/3	1	17	5.56%
	Jenny Nolan	1/3	3/1	3/2					0/3	3/2	0/3		0/3	1/3	1/3	0/3	0/3	0/3	0/3	2/3	3/1	3/2	1/3	0/3	5	13	27.78%
	Anna Pha	0/3	0/3	0/3					1/3	2/3	0/3		0/3	0/3	0/3	0/3	0/3	3/2	0/3	1/3	1/3	3/0	2/3	1/3	2	16	11.11%
NZL	Lynley Barker											2/3		0/3	0/3										0	3	0.00%
	Val Beaver	3/1	3/0	3/0	3/0	3/0	3/1					3/0		0/3	2/3	3/0	3/2	1/3	3/0	3/0	3/0	3/0	2/3	0/3	13	5	72.22%
	Ngairie Garrett	0/3	2/3	1/3	1/3	2/3	3/2									0/3	0/3	0/3	0/3	0/3	2/3	0/3	1/3	0/3	1	14	6.67%
	Tanya Sulimova	3/1	3/0	3/1	3/0	3/0	3/0					3/0		3/0	3/0	0/3	3/0	3/2	3/1	3/0	3/0	3/0	3/0	3/2	17	1	94.44%
Pres	Gladys Halford	0/3	1/3	1/3				3/2	0/3		0/3														1	5	16.67%
	Tjen Fong Joeng	0/3	1/3	2/3	3/0	3/0	3/0									0/3	0/3	0/3	1/3	2/3	3/1	3/1	1/3	0/3	5	10	33.33%
	Elfrida Kalich	3/1	3/1	3/1	3/0	3/1	3/0	3/0	3/0		0/3					3/2	3/2	3/1	3/0	3/0	3/0	3/0	3/1	0/3	16	2	88.89%
	Kim Tieng Le				3/0	3/1	3/0	3/0	3/2		0/3					1/3	1/3	0/3	1/3	1/3	3/0	3/0	1/3	1/3	7	8	46.67%
SA	Lorraine Baker	2/3	3/2	3/0	3/0	3/0	3/0		0/3	3/0	3/0		3/0	2/3	3/1				3/1	3/0	3/0	3/0	3/1	3/0	15	3	83.33%
	Julie Coombes	3/1	3/0	1/3	3/0	3/0	3/0		2/3	3/0	0/3		3/0	2/3	3/1				3/1	3/0	3/2	3/2	3/0	0/3	13	5	72.22%
	Chris Matthews	3/0	3/1	3/0	3/0	3/0	2/3		3/1	3/0	2/3		3/0	1/3	3/0				3/0	3/1	3/0	3/0	3/2	3/1	15	3	83.33%
SA B	Dawn Darwent	1/3	1/3	2/3	3/0	3/0	3/0		0/3	3/0	1/3		3/1	0/3	3/1	1/3	1/3	0/3				3/0	3/0	0/3	8	10	44.44%
	Lorraine Short	3/2	0/3	2/3	3/0	3/2	3/1		0/3	3/0	0/3		3/2	0/3	3/1	0/3	0/3	1/3				3/0	3/1	0/3	9	9	50.00%
	Denise Tiller	0/3	3/1	0/3	3/1	1/3	3/1		0/3	3/2	0/3		1/3	0/3	0/3	0/3	2/3	0/3				3/0	1/3	0/3	5	13	27.78%
VIC	Daisy O'Bryan	0/3	0/3	0/3	3/0	2/3	0/3		0/3	3/0	0/3		1/3	0/3	0/3	0/3	2/3	0/3	0/3	0/3	0/3				2	16	11.11%
	Averil Roberts	3/2	2/3	1/3	3/1	3/1	3/2		3/2	3/1	0/3		3/1	1/3	3/1	1/3	0/3	2/3	0/3	1/3	3/1				9	9	50.00%
	Ivana Trmka	3/1	3/1	3/0	3/0	3/0	3/1		3/0	3/0	2/3		3/0	3/0	3/1	0/3	3/0	1/3	3/0	3/0	3/0				15	3	83.33%

30th Australian Veterans Table Tennis Championships

Over 70 Men's Teams

New South Wales

Wing Kwai Chan
Ken Cole (C)
Gary Fisher
John Lees

Presidents "B"

Richard Lake (VIC) (C)
Gerhard Liedtke (VIC)
Ian McEwan (ACT)

Queensland "B"

Harold Bligh
Eddie Lee
Ian Oakley (C)

Victoria

Igor Klaf
Buddy Reid
Mick Wright (C)

Presidents "A"

Max Collins (SA)
Manfred Elste (VIC)
Paul Pickering (NSW)
Ian Stennard (TAS) (C)

Queensland

Morris Bligh
Werner Borkhardt
Ken Hay (C)

South Australia

David McCloughry (C)
Colin Peacock
Alex Smiech

30th Australian Veterans Table Tennis Championships

Over 70 Men's Teams

TEAM RESULTS

MATCH SCORES											
TEAMS		1	2	3	4	5	6	7	WINS	MP	PLACE
1	Victoria		11/0	11/0	10/1	11/0	11/0	11/0	6/0	12	1
2	Queensland	0/11		9/2	7/4	10/1	9/2	11/0	5/1	11	2
3	New South Wales	0/11	2/9		5/6	9/2	9/2	10/1	3/3	9	4
4	Queensland "B"	1/10	4/7	6/5		11/0	9/2	10/1	4/2	10	3
5	Presidents "A"	0/11	1/10	2/9	0/11		3/8	5/6	0/6	6	7
6	South Australia	0/11	2/9	2/9	2/9	8/3		8/3	2/4	8	5
7	Presidents "B"	0/11	0/11	1/10	1/10	6/5	3/8		1/5	7	6

PROGRESSIVE RESULTS								
TEAMS		R1	R2	R3	R4	R5	R6	R7
1	Victoria	11/0		11/0	11/0	11/0	10/1	11/0
2	Queensland	9/2	10/1		11/0	7/4	9/2	0/11
3	New South Wales	10/1	9/2	9/2		0/11	2/9	5/6
4	Queensland "B"		10/1	9/2	11/0	4/7	1/10	6/5
5	Presidents "A"	0/11	1/10	2/9	0/11	5/6		3/8
6	South Australia	2/9	2/9	2/9	0/11		8/3	8/3
7	Presidents "B"	1/10	1/10	0/11	0/11	6/5	3/8	

Last Updated: September 11, 2013 7:01 PM

TEAMS ANALYSIS Over 70 Men's Teams

	PLAYER	New South Wales				Presidents "A"				Presidents "B"			Queensland			Queensland "B"			South Australia			Victoria			Wins	Losses	
		WC	KC	GF	JL	MC	ME	PP	IS	RL	GL	IM	MB	WB	KH	HB	EL	IO	DM	CP	AS	IK	BR	MW			
NSW	Wing Kwai Chan					3/0		3/0	0/3							3/2	2/3	0/3	3/1	3/0	2/3				5	4	55.56%
	Ken Cole					3/0		3/0	3/2	3/1	3/0	3/2	1/3	2/3	0/3	1/3	3/2	1/3	3/0	3/0	3/2	2/3	0/3	0/3	10	8	55.56%
	Gary Fisher					3/0		3/1	0/3	3/0	3/0	3/1	1/3	3/2	0/3							1/3	1/3	0/3	6	6	50.00%
	John Lees									3/0	3/0	3/1	3/0	0/3	0/3	3/0	1/3	1/3	0/3	3/0	3/2	0/3	1/3	0/3	7	8	46.67%
Prs A	Max Collins	0/3	0/3	0/3						2/3	3/1	0/3				1/3	0/3	0/3	0/3	0/3	0/3	0/3	0/3	0/3	1	14	6.67%
	Manfred Elste									1/3	3/2	1/3	0/3	0/3	0/3	0/3	0/3	0/3	0/3	0/3	0/3	0/3	0/3	0/3	1	14	6.67%
	Paul Pickering	0/3	0/3	1/3									0/3	0/3	0/3	0/3	0/3	1/3							0	9	0.00%
	Ian Stennard	3/0	2/3	3/0						3/0	3/0	3/0	3/1	1/3	1/3				3/1	3/0	3/1	2/3	1/3	0/3	9	6	60.00%
Prs B	Richard Lake		1/3	0/3	0/3	3/2	3/1		0/3				0/3	0/3	0/3	0/3	0/3	1/3	0/3	3/1	1/3	0/3	0/3	0/3	3	15	16.67%
	Gerhard Liedtke		0/3	0/3	0/3	1/3	2/3		0/3				0/3	0/3	0/3	0/3	0/3	0/3	0/3	0/3	0/3	0/3	0/3	0/3	0	18	0.00%
	Ian McEwan		2/3	1/3	1/3	3/0	3/1		0/3				0/3	0/3	0/3	1/3	3/2	0/3	1/3	3/1	0/3	1/3	0/3	0/3	4	14	22.22%
QLD	Morris Bligh		3/1	3/1	0/3		3/0	3/0	1/3	3/0	3/0	3/0				0/3	3/1	1/3	3/0	3/0	0/3	0/3	1/3	0/3	10	8	55.56%
	Werner Borkhardt		3/2	2/3	3/0		3/0	3/0	3/1	3/0	3/0	3/0				3/0	2/3	3/0	3/1	3/0	0/3	1/3	0/3	0/3	12	6	66.67%
	Ken Hay		3/0	3/0	3/0		3/0	3/0	3/1	3/0	3/0	3/0				3/2	2/3	3/1	3/1	3/1	3/2	0/3	0/3	1/3	14	4	77.78%
QLD B	Harold Bligh	2/3	3/1		0/3	3/1	3/0	3/0		3/0	3/0	3/1	3/0	0/3	2/3				2/3	3/0	3/2	1/3	0/3	1/3	10	8	55.56%
	Eddie Lee	3/2	2/3		3/1	3/0	3/0	3/0		3/0	3/0	2/3	1/3	3/2	3/2				3/2	3/0	3/2	0/3	0/3	0/3	12	6	66.67%
	Ian Oakley	3/0	3/1		3/1	3/0	3/0	3/1		3/1	3/0	3/0	3/1	0/3	1/3				3/2	3/1	1/3	3/1	0/3	0/3	13	5	72.22%
SA	David McCloughry	1/3	0/3		3/0	3/0	3/0		1/3	3/0	3/0	3/1	0/3	1/3	1/3	3/2	2/3	2/3				1/3	0/3	0/3	7	11	38.89%
	Colin Peacock	0/3	0/3		0/3	3/0	3/0		0/3	1/3	3/0	1/3	0/3	0/3	1/3	0/3	0/3	1/3				0/3	0/3	0/3	3	15	16.67%
	Alex Smiech	3/2	2/3		2/3	3/0	3/0		1/3	3/1	3/0	3/0	3/0	3/0	2/3	2/3	2/3	3/1				0/3	2/3	0/3	9	9	50.00%
VIC	Igor Klaf		3/2	3/1	3/0	3/0	3/0		3/2	3/0	3/0	3/1	3/0	3/1	3/0	3/1	3/0	1/3	3/1	3/0	3/0				17	1	94.44%
	Buddy Reid		3/0	3/1	3/1	3/0	3/0		3/1	3/0	3/0	3/0	3/1	3/0	3/0	3/0	3/0	3/0	3/0	3/0	3/2				18	0	100.00%
	Mick Wright		3/0	3/0	3/0	3/0	3/0		3/0	3/0	3/0	3/0	3/0	3/0	3/0	3/1	3/0	3/0	3/0	3/0	3/0				18	0	100.00%

**30th Australian Veterans
Table Tennis Championships**

Over 70 Women's Teams

Japan

Toshie Amano (C)
Akemi Chikagawa
Toyoko Yamamoto

New South Wales "B"

Theresa Borg
Etheny Leddy (C)
Leslie Noonan

South Australia

Betty Bird
Beryl Godfrey
Cynthia Langley (C)
Gwenda Rapley

Victoria "B"

Xenia Gorny
Lois McConnell (C)
Maxine Miller

New South Wales

Joy Boyd (C)
Gillian Hutchinson
Betty Ly

Queensland

Coral Morgan (C)
Kathleen Oakley
Anne Simes

Victoria

Maureen Fischer
Margaret Mulcahy
Pam Tait (C)

30th Australian Veterans Table Tennis Championships

Over 70 Women's Teams

TEAM RESULTS

MATCH SCORES											
TEAMS		1	2	3	4	5	6	7	WINS	MP	PLACE
1	South Australia		5/6	5/6	10/1	10/1	11/0	11/0	4/2	10	3
2	Victoria	6/5		5/6	10/1	11/0	11/0	11/0	5/1	11	2
3	Japan	6/5	6/5		11/0	11/0	10/1	11/0	6/0	12	1
4	Victoria "B"	1/10	1/10	0/11		10/1	8/3	11/0	3/3	9	4
5	Queensland	1/10	0/11	0/11	1/10		5/6	6/5	1/5	7	6
6	New South Wales	0/11	0/11	1/10	3/8	6/5		7/4	2/4	8	5
7	New South Wales "B"	0/11	0/11	0/11	0/11	5/6	4/7		0/6	6	7

PROGRESSIVE RESULTS								
TEAMS		R1	R2	R3	R4	R5	R6	R7
1	South Australia	10/1		11/0	11/0	5/6	10/1	5/6
2	Victoria	11/0	11/0		11/0	10/1	5/6	6/5
3	Japan	11/0	10/1	11/0		6/5	6/5	11/0
4	Victoria "B"		11/0	8/3	10/1	1/10	1/10	0/11
5	Queensland	1/10	0/11	0/11	1/10	6/5		5/6
6	New South Wales	0/11	1/10	3/8	0/11		7/4	6/5
7	New South Wales "B"	0/11	0/11	0/11	0/11	5/6	4/7	

Last Updated: September 11, 2013 7:58 PM

TEAMS ANALYSIS Over 70 Women's Teams

	PLAYER	Japan			New South Wales			New South Wales			Queensland			South Australia				Victoria			Victoria "B"			Wins	Losses	
		T A	A C	T Y	J B	G H	B L	T B	E L	L N	C M	K O	A S	B B	B G	C L	G R	M F	M M	P T	X G	L M	M M			
Japan	Toshie Amano				3/0	3/0	3/0	3/0	3/0	3/0	3/0	3/0	3/0	2/3		2/3	3/0	3/0	2/3	2/3	3/0	3/0	3/0	14	4	77.78%
	Akemi Chikagawa				3/0	3/0	3/0	3/0	3/0	3/0	3/0	3/0	3/0	1/3		3/2	3/0	3/1	3/0	3/1	3/0	3/0	3/0	17	1	94.44%
	Toyoko Yamamoto				2/3	3/0	3/0	3/0	3/0	3/0	3/0	3/0	3/0	3/2		0/3	3/0	1/3	3/1	0/3	3/0	3/0	3/0	14	4	77.78%
NSW	Joy Boyd	0/3	0/3	3/2				3/0	3/1	3/1	1/3	3/1	3/0	0/3		0/3	1/3	0/3	0/3	0/3	1/3	3/2	3/2	8	10	44.44%
	Gillian Hutchinson	0/3	0/3	0/3				3/1	0/3	2/3	0/3	3/0	3/1	0/3		0/3	0/3	0/3	0/3	0/3	0/3	0/3	3/1	4	14	22.22%
	Betty Ly	0/3	0/3	0/3				3/1	0/3	3/0	1/3	2/3	3/0	0/3		0/3	0/3	0/3	0/3	0/3	0/3	1/3	1/3	3	15	16.67%
NSW B	Theresa Borg	0/3	0/3	0/3	0/3	1/3	1/3				1/3	0/3	3/0	0/3	0/3		0/3	0/3	0/3	0/3	0/3	0/3	2/3	1	17	5.56%
	Etheny Leddy	0/3	0/3	0/3	1/3	3/0	3/0				0/3	0/3	3/0	1/3	0/3		0/3	1/3	0/3	0/3	0/3	1/3	0/3	3	15	16.67%
	Leslie Noonan	0/3	0/3	0/3	1/3	3/2	0/3				0/3	0/3	3/2	0/3	0/3		0/3	0/3	0/3	0/3	0/3	1/3	1/3	2	16	11.11%
QLD	Coral Morgan	0/3	0/3	0/3	3/1	3/0	3/1	3/1	3/0	3/0					3/2	0/3	0/3	0/3	0/3	0/3	2/3	0/3	3/0	8	10	44.44%
	Kathleen Oakley	0/3	0/3	0/3	1/3	0/3	3/2	3/0	3/0	3/0					2/3	0/3	0/3	0/3	1/3	0/3	1/3	0/3	2/3	4	14	22.22%
	Anne Simes	0/3	0/3	0/3	0/3	1/3	0/3	0/3	0/3	2/3					0/3	0/3	0/3	0/3	0/3	0/3	0/3	0/3	1/3	0	18	0.00%
SA	Betty Bird	3/2	3/1	2/3	3/0	3/0	3/0	3/0	3/1	3/0								3/0	3/0	1/3	3/0	3/0	3/0	13	2	86.67%
	Beryl Godfrey							3/0	3/0	3/0	2/3	3/2	3/0											5	1	83.33%
	Cynthia Langley	3/2	2/3	3/0	3/0	3/0	3/0				3/0	3/0	3/0					3/0	3/0	0/3	3/2	3/0	3/0	13	2	86.67%
	Gwenda Rapley	0/3	0/3	0/3	3/1	3/0	3/0	3/0	3/0	3/0	3/0	3/0	3/0					2/3	0/3	0/3	3/0	3/1	3/0	12	6	66.67%
VIC	Maureen Fischer	0/3	1/3	3/1	3/0	3/0	3/0	3/0	3/1	3/0	3/0	3/0	3/0	0/3		0/3	3/2				0/3	3/2	3/0	13	5	72.22%
	Margaret Mulcahy	3/2	0/3	1/3	3/0	3/0	3/0	3/0	3/0	3/0	3/0	3/1	3/0	0/3		0/3	3/0				3/0	3/2	3/0	14	4	77.78%
	Pam Tait	3/2	1/3	3/0	3/0	3/0	3/0	3/0	3/0	3/0	3/0	3/0	3/0	3/1		3/0	3/0				3/0	3/0	3/0	17	1	94.44%
VIC B	Xenia Gorny	0/3	0/3	0/3	3/1	3/0	3/0	3/0	3/0	3/0	3/2	3/1	3/0	0/3		2/3	0/3	3/0	0/3	0/3				10	8	55.56%
	Lois McConnell	0/3	0/3	0/3	2/3	3/0	3/1	3/0	3/1	3/1	3/0	3/0	3/0	0/3		0/3	1/3	2/3	2/3	0/3				8	10	44.44%
	Maxine Miller	0/3	0/3	0/3	2/3	1/3	3/1	3/2	3/0	3/1	0/3	3/2	3/1	0/3		0/3	0/3	0/3	0/3	0/3				6	12	33.33%

30th Australian Veterans Table Tennis Championships

Over 75 Men's Teams

New South Wales

Tom Boyd (C)

Robert Ly

South Australia

Owen Franklin (C)

Lucjan Taylor

Victoria "B"

Fred De Bondt (C)

Arthur Harrison

Kon Wong

Presidents

Gordon Lee (WA) (C)

David Sherman (TAS)

Victoria

Case De Bondt (C)

Jim Furness

Will Kong

Victoria "C"

Allan Cooper

Brian Hall

Nick McConnell (C)

Last Updated: September 7, 2013 10:24 AM

30th Australian Veterans Table Tennis Championships

Over 75 Men's Teams

TEAM RESULTS

MATCH SCORES										
TEAMS		1	2	3	4	5	6	WINS	MP	PLACE
1	Victoria		3/2	2/3	4/1	3/2	5/0	4/1	9	2
2	Presidents	2/3		2/3	3/2	3/2	3/2	3/2	8	3
3	South Australia	3/2	3/2		4/1	5/0	5/0	5/0	10	1
4	Victoria "B"	1/4	2/3	1/4		2/3	3/2	1/4	6	5
5	New South Wales	2/3	2/3	0/5	3/2		5/0	2/3	7	4
6	Victoria "C"	0/5	2/3	0/5	2/3	0/5		0/5	5	6

PROGRESSIVE RESULTS						
TEAMS		R1	R2	R3	R4	R5
1	Victoria	4/1	5/0	2/3	3/2	3/2
2	Presidents	3/2	3/2	3/2	2/3	2/3
3	South Australia	5/0	5/0	3/2	3/2	4/1
4	Victoria "B"	1/4	2/3	2/3	3/2	1/4
5	New South Wales	2/3	0/5	3/2	2/3	5/0
6	Victoria "C"	0/5	0/5	2/3	2/3	0/5

Last Updated: September 11, 2013 5:44 PM

TEAMS ANALYSIS Over 75 Men's Teams

	PLAYER	New South		Presidents		South		Victoria			Victoria "B"			Victoria "C"			Wins	Losses	
		TB	RL	GL	DS	OF	LT	CD	JF	WK	FD	AH	KW	AC	BH	NM			
NSW	Tom Boyd			0/3	3/0	2/3	2/3	2/3	1/3		0/3	3/0		3/1	3/1		4	6	40.00%
	Robert Ly			0/3	3/0	2/3	0/3	3/2	3/0		2/3	3/2		3/1	3/0		6	4	60.00%
Pres	Gordon Lee	3/0	3/0			3/0	3/0	3/1		3/0		3/1	3/1	3/0	3/0		10	0	100.00%
	David Sherman	0/3	0/3			0/3	0/3	0/3		1/3		1/3	1/3	0/3	2/3		0	10	0.00%
SA	Owen Franklin	3/2	3/2	0/3	3/0			0/3		3/0	3/1		3/0	3/1	3/0		8	2	80.00%
	Lucjan Taylor	3/2	3/0	0/3	3/0			3/1		1/3	2/3		3/1	3/0	3/0		7	3	70.00%
VIC	Case De Bondt	3/2	2/3	1/3	3/0	3/0	1/3							3/1		3/0	5	3	62.50%
	Jim Furness	3/1	0/3								1/3	3/2		3/1		3/0	4	2	66.67%
	Will Kong			0/3	3/1	0/3	3/1				3/1	3/2					4	2	66.67%
VIC B	Fred De Bondt	3/0	3/2			1/3	3/2		3/1	1/3							4	2	66.67%
	Arthur Harrison	0/3	2/3	1/3	3/1				2/3	2/3				1/3		3/2	2	6	25.00%
	Kon Wong			1/3	3/1	0/3	1/3							3/1		3/0	3	3	50.00%
VIC C	Allan Cooper	1/3	1/3	0/3	3/0	1/3	0/3	1/3	1/3			3/1	1/3				2	8	20.00%
	Brian Hall	1/3	0/3	0/3	3/2	0/3	0/3										1	5	16.67%
	Nick McConnell							0/3	0/3			2/3	0/3				0	4	0.00%

30th Australian Veterans Table Tennis Championships

Over 80 Teams

Aust Capital Territory

Don Anderson (C)
Victor Bannon

Queensland

John Davis (C)
Tony Herbert
Geoffrey Simes

Western Australia

Rus Westlund (C)
Joyce Williams

New South Wales

Des Fitzpatrick
Karl Preuss (C)

Victoria

Ken Johnson (C)
Bill Sheehan

Last Updated: September 7, 2013 10:24 AM

30th Australian Veterans Table Tennis Championships

Over 80 Teams

TEAM RESULTS

MATCH SCORES									
TEAMS		1	2	3	4	5	WINS	MP	PLACE
1	Queensland		4/1	3/2	5/0	4/1	4/0	8	1
2	Victoria	1/4		4/1	5/0	5/0	3/1	7	2
3	New South Wales	2/3	1/4		4/1	3/2	2/2	6	3
4	Aust Capital Territory	0/5	0/5	1/4		5/0	1/3	5	4
5	Western Australia	1/4	0/5	2/3	0/5		0/4	4	5

PROGRESSIVE RESULTS						
TEAMS		R1	R2	R3	R4	R5
1	Queensland	5/0		3/2	4/1	4/1
2	Victoria	5/0	5/0		4/1	1/4
3	New South Wales		3/2	2/3	1/4	4/1
4	Aust Capital Territory	0/5	0/5	5/0		1/4
5	Western Australia	0/5	2/3	0/5	1/4	

Last Updated: September 11, 2013 5:36 PM

TEAMS ANALYSIS Over 80 Teams

	PLAYER	Aust Capital		New South		Queensland		Victoria		Western		Wins	Losses	
		D A	V B	D F	K P	J D	T H	K J	B S	R W	J W			
ACT	Don Anderson			0/3	3/0	0/3	1/3	0/3	0/3	3/1	3/0	3	5	37.50%
	Victor Bannon			0/3	1/3	0/3	0/3	0/3	0/3	3/2	3/0	2	6	25.00%
NSW	Des Fitzpatrick	3/0	3/0			3/1	0/3	2/3	3/2	3/0	3/0	6	2	75.00%
	Karl Preuss	0/3	3/1			0/3	0/3	0/3	1/3	1/3	1/3	1	7	12.50%
QLD	John Davis	3/0	3/0	1/3	3/0			1/3	3/0	0/3	3/0	5	3	62.50%
	Tony Herbert	3/1	3/0	3/0	3/0			3/2	3/0	3/0	3/0	8	0	100.00%
VIC	Ken Johnson	3/0	3/0	3/2	3/0	3/1	2/3			3/0	3/0	7	1	87.50%
	Bill Sheehan	3/0	3/0	2/3	3/1	0/3	0/3			3/1	3/0	5	3	62.50%
WA	Rus Westlund	1/3	2/3	0/3	3/1	3/0	0/3	0/3	1/3			2	6	25.00%
	Joyce Williams	0/3	0/3	0/3	3/1	0/3	0/3	0/3	0/3			1	7	12.50%