

Results



Event: Queensland Closed
Dates: 26th June to 30th June 2016
Venue: Gold Coast, Queensland

MEN'S TEAMS - GROUP A										
	Brisbane A	President's 1	UQ A	Moreton Bay	Gold Coast B	Sunnybank B	WINS	LOSSES	MP (Match Points)	PLACE
Brisbane A		7-2	7-2	6-3	9-0	9-0	5	0	10	1
President's 1	2-7		9-0	8-1	7-2	9-0	4	1	9	2
UQ A	2-7	0-9		7-2	6-3	7-2	3	2	8	3
Moreton Bay	3-6	1-8	2-7		5-4	8-1	2	3	7	4
Gold Coast B	0-9	2-7	3-6	4-5		6-3	1	4	6	5
Sunnybank B	0-9	0-9	2-7	1-8	3-6		0	5	5	6

MEN'S TEAMS - GROUP B										
	Gold Coast A	Wynnum	Sunnybank A	Brisbane B	President's 2	UQ B	WINS	LOSSES	MP (Match Points)	PLACE
Gold Coast A		7-2	9-0	9-0	9-0	9-0	5	0	10	1
Wynnum	2-7		6-3	7-2	6-3	8-1	4	1	9	2
Sunnybank A	0-9	3-6		7-2	5-4	8-1	3	2	8	3
Brisbane B	0-9	2-7	2-7		5-4	6-3	2	3	7	4
President's 2	0-9	3-6	4-5	4-5		6-3	1	4	6	5
UQ B	0-9	1-8	1-8	3-6	3-6		0	5	5	6

MONDAY 17:00			<u>Result</u>
SF 1	First Group A (Brisbane A)	v Second Group B (Wynnum)	5-2
SF 2	Second Group A (President's 1)	v First Group B (Gold Coast A)	2-5
PO 3/4 (1)	Third Group A (UQ A)	v Fourth Group B (Brisbane B)	5-2
PO 3/4 (2)	Fourth Group A (Moreton Bay)	v Third Group B (Sunnybank A)	w/o SA
PO 5/6 (1)	Fifth Group A (Gold Coast B)	v Sixth Group B (UQ B)	9-0
PO 5/6 (2)	Sixth Group A (Sunnybank B)	v Fifth Group B (President's 2)	3-6

TUESDAY 9:00am			
Final	Brisbane A	v Gold Coast A	1-5
3rd PO	Wynnum	v President's 1	3-5
5th PO	UQ A	v Sunnybank A	w/o UQA
7th PO	Brisbane B	v Moreton Bay	w/o Bris B
9th PO	Gold Coast B	v President's 2	1-5
11th PO	UQ B	v Sunnybank B	4-5

MEN'S TEAMS GROUP A		Brisbane				President's 1				UQ A				Moreton Bay				Gold Coast B				Sunnybank B				Wins	Losses	Win%
		BAKANAY Seref	DVORANI Mateo	GOULD Benjamin	LEVIS Bruno	LKHAGVADORJ A	PETTETT Matthew	MITCHELL Steve	DATSON Geoffrey	LAW Brian	LIU Antony	XU Yiming	BELLAMY Ian	LITTLER Richard	MCKINNON Murray	BUCKLAND Virgoe	KLOUBA Jakub	MULLEY Mark	NG Nelson	HUYNH Quoi	KIM Nak Joon	KIRILLOV Alex	NGUYEN Huynh Andy	NOH Colin				
Brisbane A	BAKANAY Seref				3-2	3-1	3-1	3-0	3-0		1-3	3-0	3-0		3-0	3-0	3-2	3-0			3-0	3-0		14	1	93.33%		
	DVORANI Mateo				forf	forf	3-0	3-2	3-2		0-3	forf	forf		3-0	3-1	3-1	3-0			3-0	3-1		9	1	90.00%		
	GOULD Benjamin				3-0	3-1	3-0	3-0	3-0		3-2	3-0	3-0	w/o	3-0	3-0	3-1	3-0			3-0	3-0		15	0	100.00%		
	LEVIS Bruno																							0	0	0.00%		
President's 1	LKHAGVADORJ A	2-3	w/o	0-3				3-0	3-0		3-2	3-0	3-0	3-0	3-0	3-1	3-0				3-0	3-1		13	2	86.67%		
	PETTETT Matthew	1-3	w/o	1-3				3-1	3-0		3-2	3-0	3-0	3-1		3-0	3-0	3-0			3-0	3-0		12	3	80.00%		
	MITCHELL Steve	1-3	0-3	0-3				3-2	3-1		3-2	2-3	3-0	3-0		3-0	1-3	3-0	3-0					10	5	66.67%		
UQ A	DATSON Geoffrey	0-3	2-3	0-3	2-3	1-3	0-3					3-1	3-2	3-2	3-0		3-1	2-3		3-0	3-2	3-0		8	7	53.33%		
	LAW Brian	0-3	2-3	0-3	0-3	0-3	1-3												3-1		3-0	3-1		3	9	25.00%		
	LIU Antony											1-3	3-1	1-3					3-1		3-0	3-2	3-0	3	3	50.00%		
	XU Yiming	3-1	3-0	2-3	2-3	2-3	2-3					3-0	3-0	3-2	3-0		3-1	3-1						8	4	66.67%		
Moreton Bay	BELLAMY Ian	0-3	w/o	0-3	0-3	0-3	3-2	1-3		3-1	0-3				3-2	3-0		3-2	3-0		3-1	3-0		9	6	60.00%		
	LITTLER Richard	0-3	w/o	0-3	0-3	0-3	2-3			1-3	0-3				2-3	3-1		1-3	2-3		3-0	3-2		4	11	26.67%		
	MCKINNON Murray	0-3	w/o	forf	0-3	1-3	0-3	2-3		3-1	2-3				1-3	3-0		2-3	3-2		3-0	3-1		6	8	42.86%		
Gold Coast B	BUCKLAND Virgoe						0-3	3-1		0-3	2-3	3-2	3-1											3	3	50.00%		
	KLOUBA Jakub	0-3	0-3	0-3	0-3	0-3	0-3				0-3	1-3	0-3							0-3		1-3	2-3	0	12	0.00%		
	MULLEY Mark	0-3	1-3	0-3	1-3	3-0	3-1	1-3	3-0		1-3								3-0		3-1	3-0		6	6	50.00%		
	NG Nelson	2-3	1-3	1-3	1-3	0-3	3-2	1-3		1-3	2-3	3-1	3-2						3-0		3-0	3-0		6	9	40.00%		
Sunnybank B	HUYNH Quoi	0-3	0-3	0-3	0-3	0-3	0-3				0-3	3-2	2-3											1	8	11.11%		
	KIM Nak Joon						0-3	1-3	0-3						3-0	0-3	0-3							1	5	16.67%		
	KIRILLOV Alex	0-3	0-3	0-3	0-3	0-3	0-3				1-3	0-3	0-3											0	9	0.00%		
	NGUYEN Huynh Andy	0-3	1-3	0-3	1-3	0-3	2-3	3-2	2-3		3-2	2-3	1-3		3-1	1-3	0-3							2	13	13.33%		
NOH Colin						0-3	0-3		3-2					3-2	0-2	0-3							2	4	33.33%			

MEN'S TEAMS GROUP B		Gold Coast A				Wynnum				Sunnybank A				Brisbane B				President's 2				UQ B				Wins	Losses	Win%	
		DUFFY Jake	HOUGHTON Ben	KLOUBA Petr	KOZAK Lukas	ARMITAGE Nicholas	CHAN Stanley	NAVARRETE Nicholas	ROQUIEZ Franck	HSIAO Eric	HUSIN Iskander	NAN Luis	NGUYEN MINH	ABALLE Ray	BAKANAY Zachary	LANDER Peter	LANDER Ben	NGUYEN David	DAHL Olav	ELLIOTT Jackson	PARKES Walter	ROBINS Allan	BIN Henry	NGUYEN Eric	WONG Kenneth				YANG Yang
Gold Coast A	DUFFY Jake					3-0	3-0	3-0		3-1	3-0	3-0		3-0	3-0	3-0	3-0	3-0	3-0	3-0	3-0	3-0	3-0	3-0	15	0	100.00%		
	HOUGHTON Ben					3-1	3-0	0-3		3-0	3-0		3-0		3-1	3-1	3-0	3-0	3-1	3-0	3-0	3-0	3-0	3-0	14	1	93.33%		
	KLOUBA Petr					3-2	3-0	0-3																	8	1	88.89%		
	KOZAK Lukas									3-0	3-0		3-0		3-1	3-0	3-0	2-3	3-0		3-0				6	0	100.00%		
Wynnum	ARMITAGE Nicholas													2-3	3-0	3-0	2-3	3-0		3-0	3-1	3-0		3-0	7	2	77.78%		
	CHAN Stanley	0-3	1-3	2-3					3-1	3-1		3-1		3-0	3-1	3-0				3-0	3-0	3-0		3-0	9	3	75.00%		
	NAVARRETE Nicholas	0-3	0-3	0-3					0-3	0-3		0-3					1-3	2-3		3-1	1-3	3-1		3-0	3	9	25.00%		
	ROQUIEZ Franck	0-3	3-0	3-0					3-1	3-1		3-0		forf	3-0	3-0	3-0	3-0	3-0	3-0	3-0				10	1	90.91%		
Sunnybank A	HSIAO Eric					1-3	3-0	1-3						3-0	3-0	3-0	3-2	2-3	3-0		3-0	3-0	3-1		9	3	75.00%		
	HUSIN Iskander (Alex)	1-3	0-3		0-3	1-3	3-0	1-3						3-1	3-2	3-2	2-3	3-1	3-0		3-1	2-3	3-0		8	7	53.33%		
	NAN Luis	0-3	0-3		0-3									3-2		1-3	1-3				3-2	3-2	3-1		4	5	44.44%		
	NGUYEN MINH																								0	0	0.00%		
ABALLE Ray	1-3	0-3		0-3		1-3	3-0	0-3									2-3	2-3	3-0					2	7	22.22%			
Brisbane B	BAKANAY Zachary							0-3	1-3	2-3											1-3	1-3		0-3	0	9	0.00%		
	LANDER Peter	0-3	1-3		1-3	3-2	0-3		w/o												3-0	3-0		3-0	5	4	55.56%		
	LANDER Ben	0-3	1-3		0-3	0-3	1-3		0-3	2-3	3-1										3-0	3-1		3-0	6	9	40.00%		
	NGUYEN David	0-3	0-3		0-3	0-3	0-3		0-3	2-3	3-1						3-2	3-2	3-1						4	8	33.33%		
President's 2	DAHL Olav	0-3	0-3	0-3		3-2	3-0	0-3	2-3	3-2		3-2	3-0		3-0	2-3								3-0	3-0	3-0	9	6	60.00%
	ELLIOTT Jackson	0-3	1-3	0-3		0-3		3-2	0-3		3-2	3-0	2-3	2-3							3-1	3-0	3-0		7	8	46.67%		
	PARKES Walter	0-3	0-3	0-3					0-3	0-3		0-3	3-1		0-3	1-3									1	8	11.11%		
	ROBINS Allan					0-3	1-3	0-3														2-3	2-3	0-3		0	6	0.00%	
UQ B	BIN Henry	0-3	0-3	0-3		0-3	0-3	1-3		0-3	1-3	2-3		3-1	0-3	0-3		0-3	1-3		3-2				2	15	13.33%		
	NGUYEN Eric	0-3	0-3	0-3		1-3	0-3	1-3		0-3	3-2	2-3		3-1	0-3	1-3					3-2				3	12	20.00%		
	WONG Kenneth								1-3	0-3	1-3														1	5	16.67%		
	YANG Yang	0-3	0-3	0-3		0-3	0-3	0-3						3-0	0-3	0-3									1	8	11.11%		

WOMEN'S TEAMS

	UQ A	Gold Coast	Cabarita Beach	Brisbane A	Brisbane B	President's	UQ B	WINS	LOSSES	MP (Match Points)	PLACE
UQ A		4-1	3-2	4-1	3-2	3-2	5-0	6	0	12	1
Gold Coast	1-4		0-5	4-1	5-0	3-2	5-0	4	2	10	3
Cabarita Beach	2-3	5-0		4-1	4-1	4-1	5-0	5	1	11	2
Brisbane A	1-4	1-4	1-4		4-1	4-1	4-1	3	3	9	4
Brisbane B	2-3	0-5	1-4	1-4		2-3	4-1	1	5	7	5
President's	2-3	2-3	1-4	1-4	3-2		2-3	1	5	7	6
UQ B	0-5	0-5	0-5	1-4	1-4	3-2		1	5	7	7

WOMEN'S TEAMS		UQ A			Gold Coast			Cabarita Beach		Brisbane A		Brisbane B			President's			UQ B			Wins	Losses	Win%
		BAI Xue	CHONG Ching	SUN Ru	BARNETT Helen	CORDINGLEY Ruth	DENGATE Marianne	ALEXANDERSSON Matilda	ALEXANDERSSON Susann	FORSTER Eliza	WERNER Natahlia	BAKANAY Meena	LANDER Zabrynn	PHAM Kathy	MARTIN Ashley	KLOUBA Hannah	TRELOAR Jayde	FUNG Melody	TSUI Sin Ying	WANG Yu-Chiao			
UQ A	BAI Xue				3-1	3-0	3-2	3-0	3-0	3-0	3-0	3-1		3-0		3-0		3-0	3-0	12	0	100.00%	
	CHONG Ching						0-3	1-3	3-2	2-3	0-3	0-3					3-0	3-0	3	5	37.50%		
	SUN Ru				3-0	3-0								0-3		3-0			3	1	75.00%		
Gold Coast	BARNETT Helen								3-0	3-0	3-1	3-1				3-0		3-0	6	0	100.00%		
	CORDINGLEY Ruth	1-3		0-3			0-3	1-3	3-0	3-0	3-1	3-2		0-3		3-1	3-1	3-2	7	5	58.33%		
	DENGATE Marianne	0-3		0-3			0-3	1-3						0-3		3-0			1	5	16.67%		
Cabarita Beach	ALEXANDERSSON Matilda	2-3	3-0		3-0	3-0			3-0	3-0	3-0	3-0		3-2	3-0		3-0	3-0	11	1	91.67%		
	ALEXANDERSSON Susanne	0-3	3-1		3-1	3-1			3-0	2-3	3-1	2-3		1-3	3-0		3-0	3-1	8	4	66.67%		
Brisbane A	FORSTER Eliza	0-3	2-3		0-3	0-3		0-3				0-3	3-2		3-0	1-3		3-0	3-1	4	8	33.33%	
	WERNER Natahlia	0-3	3-2		0-3	0-3		0-3	3-2				3-1	3-1		3-0	3-1		3-0	3-0	8	4	66.67%
Brisbane B	BAKANAY Meena	0-3	3-0		1-3	1-3		0-3	1-3								3-2	2-3	2	6	25.00%		
	LANDER Zabrynn	1-3	3-0		1-3	2-3		0-3	3-2	3-0	1-3				1-3	3-0		3-0	3-0	6	6	50.00%	
	PHAM Kathy									2-3	1-3			0-3	3-0				1	3	25.00%		
President's	MARTIN Ashley	0-3		3-0		3-0	3-0	2-3	3-1				3-1	3-0					6	2	75.00%		
	KLOUBA Hannah						0-3	0-3	0-3	0-3			0-3	0-3				0-3		0	8	0.00%	
	TRELOAR Jayde	0-3		0-3		1-3	0-3			3-1	1-3						1-3		3-0	2	6	25.00%	
UQ B	FUNG Melody				0-3	1-3									3-0	3-1			2	4	33.33%		
	TSUI Sin Ying	0-3	0-3					0-3	0-3	0-3	0-3	3-2	0-3						1	7	12.50%		
	WANG Yu-Chiao	0-3	0-3		0-3	2-3		0-3	1-3	1-3	0-3				3-1	0-3			1	9	10.00%		

2016 Queensland Closed Championships Men's Singles

Group A		HUG	KLO	NGU	ROB	Win	Loss	Position
1	HUGING ENGELBERT (BR)		3-0	3-0	3-0	3	0	1
7	KLOUBA PETR (GC)	0-3		3-1	3-0	2	1	2
16	NGUYEN HUYNH ANDY (SB)	0-3	1-3		3-0	1	2	3
	ROBINS ALLAN (MK)	0-3	0-3	0-3		0	3	4

Group B		DUF	DVO	KLO	DAT	Win	Loss	Position
2	DUFFY JAKE (GC)		w/o	3-0	3-0	3	0	1
9	DVORANI MATEO (BR)	forf		forf	forf	0	3	4
17	KLOUBA JAKUB (GC)	0-3	w/o		0-3	1	2	3
	DATSON GEOFF (UQ)	0-3	w/o	3-0		2	1	2

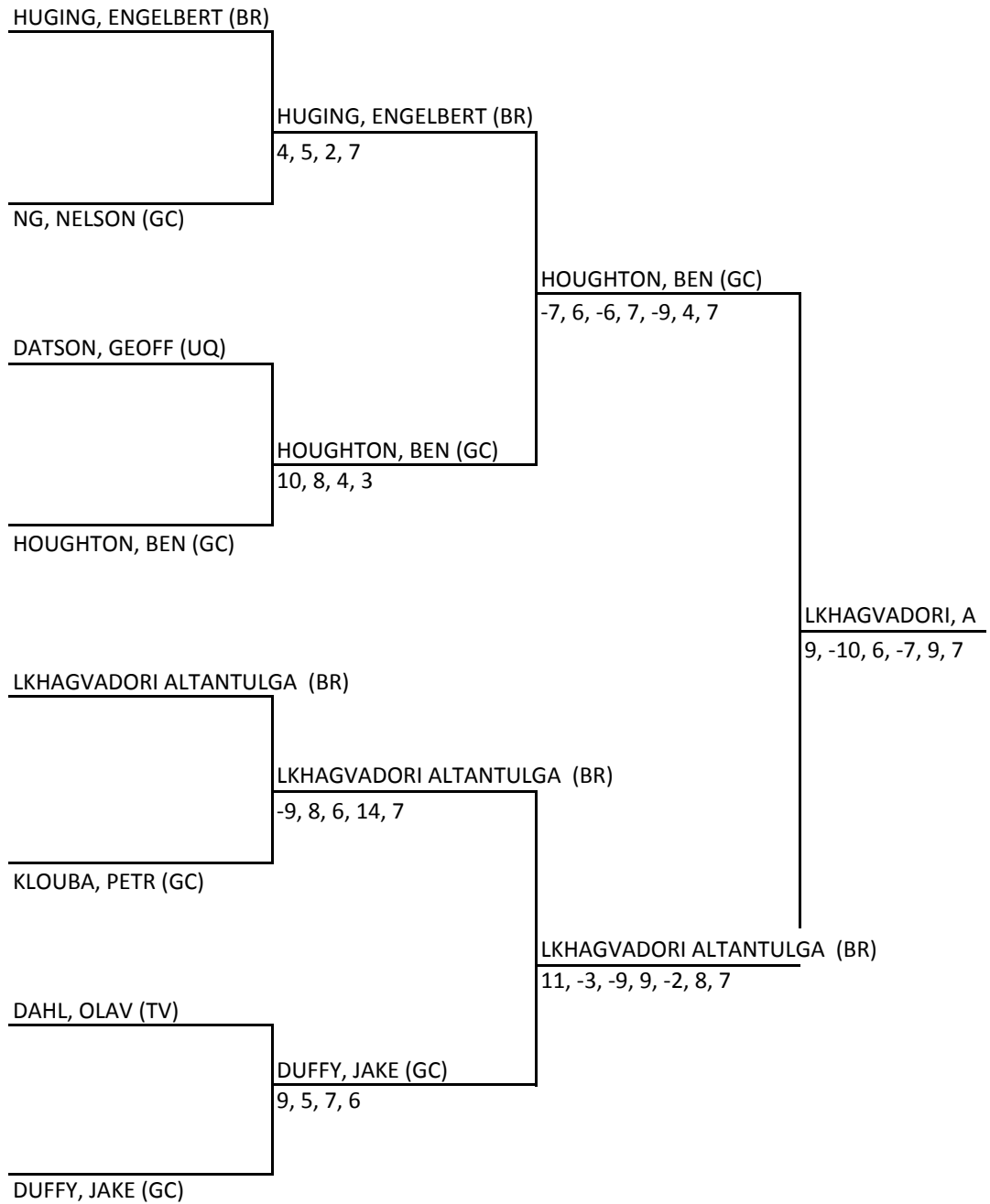
Group C		LKH	CHA	PAR	NG	Win	Loss	Position
3	LKHAGVADORI A (BR)		3-1	3-0	3-0	3	0	1
12	CHAN STANLEY (WY)	1-3		3-1	2-3	1	2	3
15	PARKES WALTER (TV)	0-3	1-3		1-3	0	3	4
	NG NELSON (GC)	0-3	3-2	3-1		2	1	2

Group D		HOU	MIT	LUI	DAH	Win	Loss	Position
4	HOUGHTON BEN (GC)		w/o	3-1	3-0	3	0	1
8	MITCHELL STEVE (TO)	forf		forf	0-3	0	3	4
18	LUI ANTONY (UQ)	1-3	w/o		1-3	1	2	3
	DAHL OLAV (TV)	0-3	3-0	3-1		2	1	2

5
11
14
19

6
10
13

2016 Queensland Closed Championships Men's Singles



2016 Queensland Closed Championships Women's Singles

Group A					Win	Loss	Position
	ALE	COR	LAN				
ALEXANDERSSON M (CB)		3-1	3-0		2	0	1
CORDINGLEY RUTH (GC)	1-3		0-3		0	2	3
LANDER ZABRYNN (BR)	0-3	3-0			1	1	2

Group B					Win	Loss	Position
	MAR	TOW	FOR				
MARTIN ASHLEY (WY)		3-1	3-1		2	0	1
TOWLER LINDA (MB)	1-3		3-1		1	1	2
FORSTER ELIZA (BR)	1-3	1-3			0	2	3

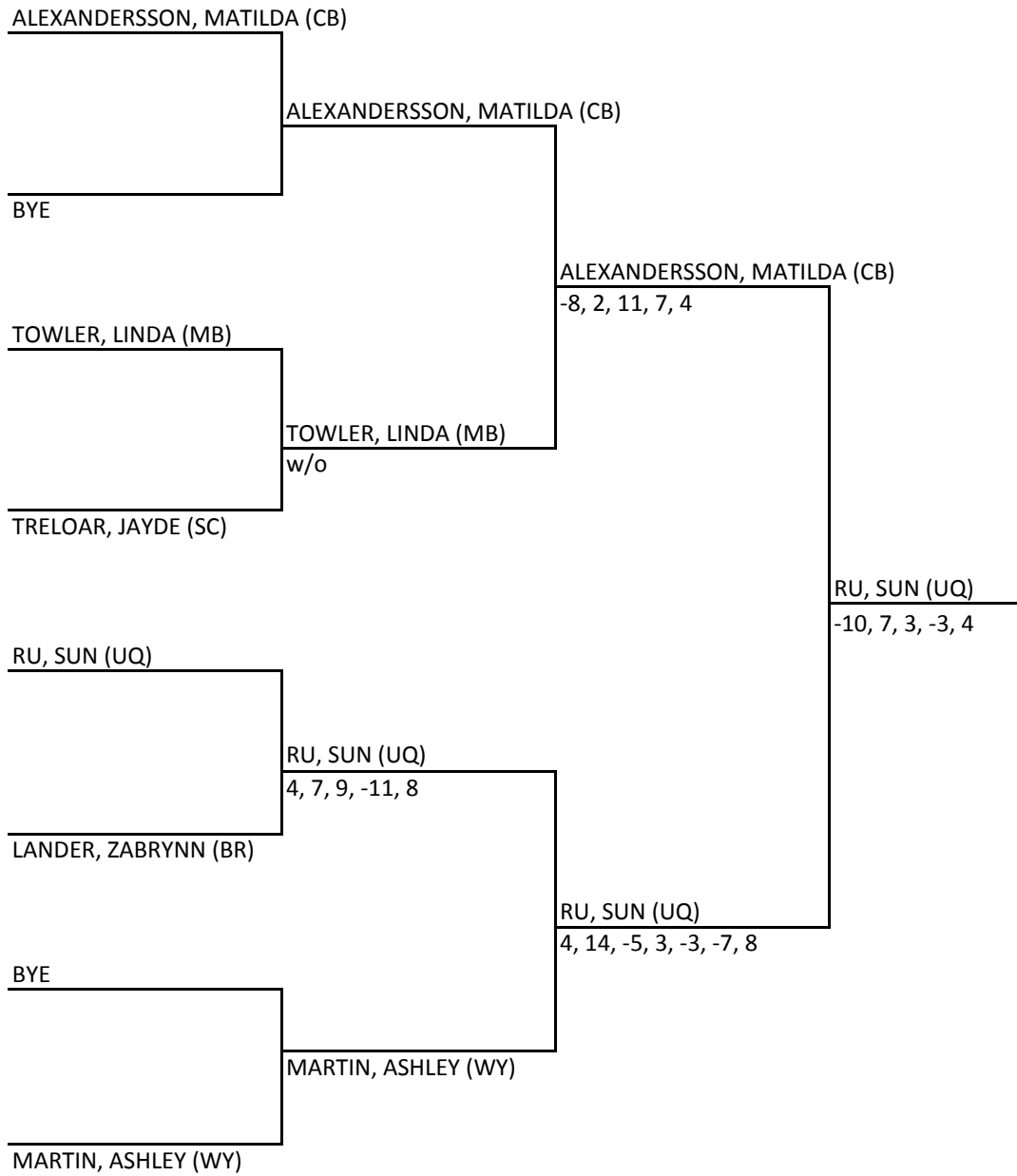
Group C					Win	Loss	Position
	SUN	DEN	TRE				
SUN RU (UQ)		3-0	3-0		2	0	1
DENGATE MARIANNE (GC)	0-3		1-3		0	2	3
TRELOAR JAYDE (SC)	0-3	3-1			1	1	2

4
8
18

5
11
14
19

6
10
13

2016 Queensland Closed Championships Women's Singles



2016 Queensland Closed Championships Under 21 Men's Singles

Group A					Win	Loss	Position
	DUF	NGU	DAT				
DUFFY JAKE(GC)		3-0	3-0		2	0	1
NGUYEN DAVID (BR)	0-3		0-3		0	2	3
DATSON GEOFF (UQ)	0-3	3-0			1	1	2

Group B					Win	Loss	Position
	HOU	NGU	KLO				
HOUGHTON BEN (GC)		3-0	3-0		2	0	1
NGUYEN HUYNH ANDY (SB)	0-3		3-0		1	1	2
KLOUBA JAKUB (GC)	0-3	0-3			0	2	3

Group C					Win	Loss	Position
	XU	DVO	NG	DAH			
XU YIMING (UC)		w/o	3-0	1-3	2	1	1
DVORANI MATEO (BR)	forf		forf	forf	0	3	4
NG NELSON (GC)	0-3	w/o		3-2	2	1	3
DAHL OLAV (TV)	3-1	w/o	2-3		2	1	2

4
8
18

5
11
14
19

6
10
13

2016 Queensland Closed Championships Under 21 Men's Singles



QUEENSLAND CLOSED CHAMPIONSHIPS 2016

UNDER 21 WOMEN'S SINGLES

	PLAYERS' NAMES	Wins	Losses	Placing
1	ALEXANDERSSON MATILDA	0	4	5
2	MARTIN ASHLEY	4	0	1
3	LANDER ZABRYNN	3	1	2
4	TRELOAR JAYDE	1	3	4
5	KLOUBA HANNAH	2	2	3

MATCH 1							WINNER
1	ALEXANDERSSON MATILDA						forf
4	TRELOAR JAYDE						

MATCH 2							WINNER
2	MARTIN ASHLEY	11	11	11			3
3	LANDER ZABRYNN	8	5	8			0

MATCH 3							WINNER
1	ALEXANDERSSON MATILDA						forf
3	LANDER ZABRYNN						

MATCH 4							WINNER
4	TRELOAR JAYDE	4	10	11	10		1
5	KLOUBA HANNAH	11	12	6	12		3

MATCH 5							WINNER
3	LANDER ZABRYNN	9	11	11	11		1
5	KLOUBA HANNAH	11	7	9	9		3

MATCH 6							WINNER
2	MARTIN ASHLEY	11	9	11	3	11	3
4	TRELOAR JAYDE	8	11	2	11	7	2

MATCH 7							WINNER
1	ALEXANDERSSON MATILDA						forf
5	KLOUBA HANNAH						

MATCH 8							WINNER
2	MARTIN ASHLEY	11	11	11			3
5	KLOUBA HANNAH	7	7	1			0

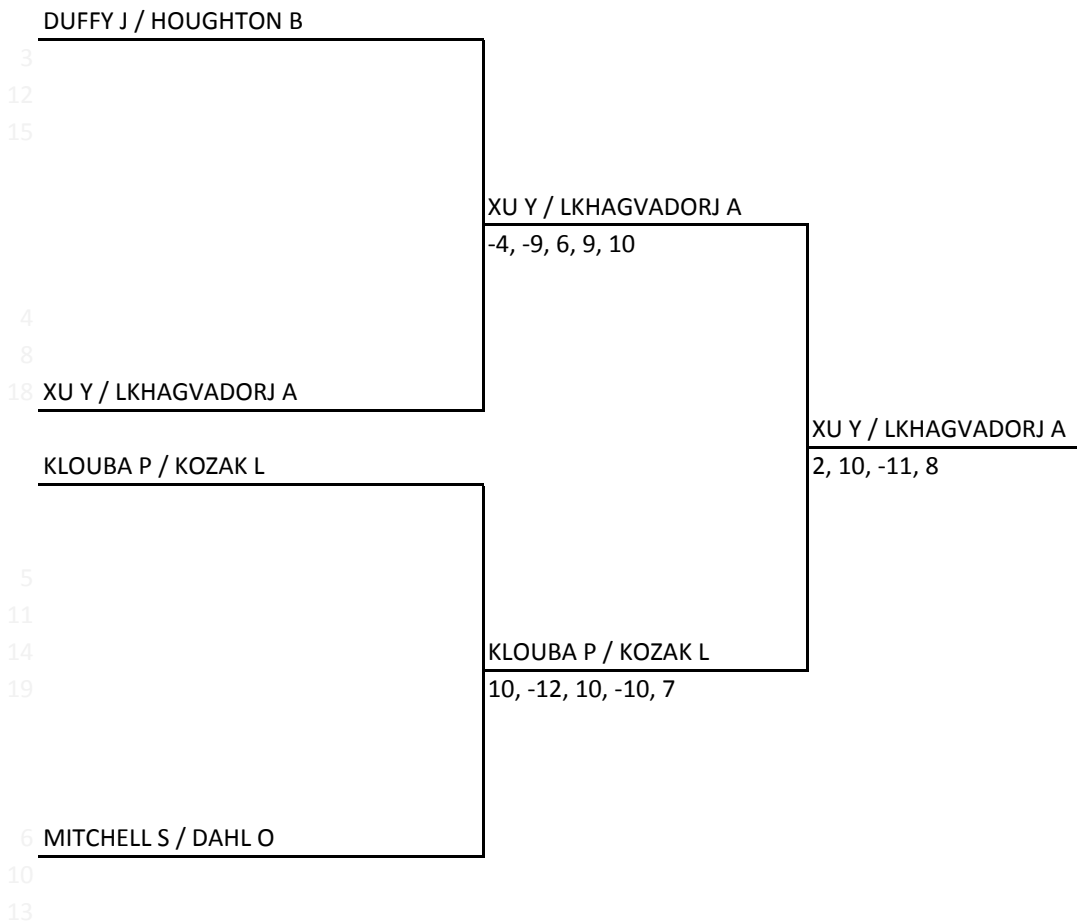
MATCH 9							WINNER
1	ALEXANDERSSON MATILDA						forf
2	MARTIN ASHLEY						

MATCH 10							WINNER
3	LANDER ZABRYNN	5	11	11	11		3
4	TRELOAR JAYDE	11	5	5	5		1

2016 Queensland Closed Championships Men's Doubles

Group A		DUF	MIT	BIN	PAR	Win	Loss	Position
	DUFFY J / HOUGHTON B		3-1	3-0	3-0	3	0	1
1	MITCHELL S / DAHL O	1-3		3-0	3-0	2	1	2
7	BIN H / LUI A	0-3	0-3		3-1	1	2	3
16	PARKES W / ROBINS A	0-3	0-3	1-3		0	3	4

Group B		XU	KLO	THO	NGU	Win	Loss	Position
	XU Y / LKHAGVADORJ A		1-3	3-0	3-0	2	1	2
2	KLOUBA P / KOZAK L	3-1		3-1	3-0	3	0	1
9	THOMSON L / DATSON G	0-3	1-3		2-3	0	3	4
17	NGUYEN A / NGUYEN M	0-3	0-3	3-2		1	2	3



QUEENSLAND CLOSED CHAMPIONSHIPS 2016

WOMEN'S DOUBLES

PLAYERS' NAMES		Wins	Losses	Placing
A.	CORDINGLEY R / M DENGATE	3	0	1
B.	LANDER Z / BAKANAY M	0	3	4
C.	SUN R / WANG Y	2	1	2
D.	TREALOAR / KLOUBA H	1	2	3

WINNER : CORDINGLEY R / M DENGATE

RUNNER-UP : SUN R / WANG Y

MATCH 1					WINNER
A. CORDINGLEY R / M DENGATE	11	11	7	11	3
D. TREALOAR / KLOUBA H	3	1	11	9	1

MATCH 2					WINNER
B. LANDER Z / BAKANAY M	9	3	11	5	1
C. SUN R / WANG Y	11	11	9	11	3

MATCH 3					WINNER
A. CORDINGLEY R / M DENGATE	11	11	6	11	3
C. SUN R / WANG Y	8	9	11	9	1

MATCH 4					WINNER
B. LANDER Z / BAKANAY M	7	11	4	11	3
D. TREALOAR / KLOUBA H	11	9	11	8	11

MATCH 5					WINNER
A. CORDINGLEY R / M DENGATE	11	11	11		3
B. LANDER Z / BAKANAY M	1	8	3		0

MATCH 6					WINNER
C. SUN R / WANG Y	11	11	11		3
D. TREALOAR / KLOUBA H	7	5	5		0

QUEENSLAND CLOSED CHAMPIONSHIPS 2016

MIXED DOUBLES

	PLAYERS' NAMES	Wins	Losses	Placing
1	KOZAK L / CORDINGLEY R	4	1	1
2	DAHL O / TOWLER L	4	1	2
3	PARKES W / KLOUBA H	0	5	6
4	ARMITAGE N / LANDER Z	1	4	5
5	BUCKLAND V / DENGATE M	2	3	4
6	NGUYEN HUYNH A / MARTIN A	4	1	3

MATCH 1						WINNER
1	KOZAK L / CORDINGLEY R	11	11	11		3
6	NGUYEN HUYNH A / MARTIN A	4	4	5		0

MATCH 2						WINNER
2	DAHL O / TOWLER L	11	11	11		3
4	ARMITAGE N / LANDER Z	4	9	5		0

MATCH 3						WINNER
3	PARKES W / KLOUBA H	11	5	5	5	1
5	BUCKLAND V / DENGATE M	9	11	11	11	3

MATCH 4						WINNER
1	KOZAK L / CORDINGLEY R	11	11	11		3
5	BUCKLAND V / DENGATE M	9	8	7		0

MATCH 5						WINNER
2	DAHL O / TOWLER L	5	11	10	10	1
6	NGUYEN HUYNH A / MARTIN A	11	7	12	12	3

MATCH 6						WINNER
3	PARKES W / KLOUBA H	5	8	8		0
4	ARMITAGE N / LANDER Z	11	11	11		3

MATCH 7						WINNER
1	KOZAK L / CORDINGLEY R	11	11	11		3
3	PARKES W / KLOUBA H	4	5	8		0

MATCH 8						WINNER
2	DAHL O / TOWLER L	14	11	9	13	3
5	BUCKLAND V / DENGATE M	12	5	11	11	1

MATCH 9						WINNER
4	ARMITAGE N / LANDER Z	8	9	11	8	1
6	NGUYEN HUYNH A / MARTIN A	11	11	8	11	3

MATCH 10						WINNER
1	KOZAK L / CORDINGLEY R	9	8	11	11	8
2	DAHL O / TOWLER L	11	11	1	3	11

MATCH 11						WINNER
3	PARKES W / KLOUBA H	8	6	9		0
6	NGUYEN HUYNH A / MARTIN A	11	11	11		3

MATCH 12						WINNER
4	ARMITAGE N / LANDER Z	4	8	6		0
5	BUCKLAND V / DENGATE M	11	11	11		3

MATCH 13						WINNER
1	KOZAK L / CORDINGLEY R	12	11	11		3
4	ARMITAGE N / LANDER Z	10	4	4		0

MATCH 14						WINNER
2	DAHL O / TOWLER L	11	11	11		3
3	PARKES W / KLOUBA H	6	5	7		0

MATCH 15						WINNER
5	BUCKLAND V / DENGATE M	8	11	6	11	9
6	NGUYEN HUYNH A / MARTIN A	11	4	11	3	11