

Results



Event: Queensland Junior Championships

Dates: 22nd June – 25th June 2013

Venue: Brisbane, Queensland

Under 18 Boys' Teams

| | | Gold Coast A | | Gold Coast B | | Rockhampton | | Bundaberg | | | Presidents 2 | | Presidents 1 | | Composite | | | Wins | Losses | Win% |
|--------------|------------|--------------|-----------|--------------|-----------|-------------|---------|-----------|-----------|------------|--------------|-----------|--------------|---------|-----------|----------|------|------|--------|------|
| | | J Duffy | J Dequina | B Gould | J Barnett | M Pettett | R Smith | B Freeman | N Freeman | T McDermid | D Hocking | L Thomson | J Zhang | R Arias | C Hodgson | C Newman | C Ng | | | |
| Gold Coast A | J Duffy | | | 3-0 | 3-0 | 3-0 | 3-1 | 3-0 | 3-1 | | 3-0 | 3-0 | 3-1 | 3-0 | 3-0 | | 3-0 | 12 | 0 | 100% |
| | J Dequina | | | 2-3 | 3-0 | 0-3 | 3-2 | 3-0 | 2-3 | | 3-0 | 3-0 | 3-0 | 2-3 | 3-0 | | 3-0 | 8 | 4 | 67% |
| Gold Coast B | B Gould | 0-3 | 3-2 | | | 2-3 | 3-0 | 3-1 | 3-0 | | 3-0 | 3-1 | 3-1 | 3-0 | 3-0 | | 3-0 | 10 | 2 | 83% |
| | J Barnett | 0-3 | 0-3 | | | 0-3 | 1-3 | 3-1 | 1-3 | | 3-2 | 1-3 | 1-3 | 3-2 | 3-0 | | 3-0 | 5 | 7 | 42% |
| Rockhampton | M Pettett | 0-3 | 3-0 | 3-2 | 3-0 | | | 3-0 | 3-0 | | 3-0 | 3-0 | 3-0 | 3-0 | 3-0 | | 3-0 | 11 | 1 | 92% |
| | R Smith | 1-3 | 2-3 | 0-3 | 3-1 | | | 3-0 | 2-3 | | 3-0 | 3-0 | 3-2 | 3-0 | 3-0 | | 3-0 | 8 | 4 | 67% |
| Bundaberg | B Freeman | 0-3 | 0-3 | 1-3 | 1-3 | 0-3 | 0-3 | | | | 3-1 | 3-0 | 1-3 | 3-0 | 3-0 | | 3-0 | 5 | 7 | 42% |
| | N Freeman | 1-3 | 3-2 | 0-3 | 3-1 | 0-3 | 3-2 | | | | 3-0 | 3-1 | 3-0 | 3-2 | 3-0 | | 3-0 | 9 | 3 | 75% |
| | T McDermid | | | | | | | | | | | | | | | | | | | 0% |
| Presidents 2 | D Hocking | 0-3 | 0-3 | 0-3 | 2-3 | 0-3 | 0-3 | 1-3 | 0-3 | | | | 0-3 | 0-3 | 3-0 | 3-1 | | 2 | 10 | 17% |
| | L Thomson | 0-3 | 0-3 | 1-3 | 3-1 | 0-3 | 0-3 | 0-3 | 1-3 | | | | 2-3 | 3-0 | 3-1 | 3-0 | | 4 | 8 | 33% |
| Presidents 1 | J Zhang | 1-3 | 0-3 | 1-3 | 3-1 | 0-3 | 2-3 | 3-1 | 0-3 | | 3-0 | 3-2 | | | 3-0 | 3-0 | | 6 | 6 | 50% |
| | R Arias | 0-3 | 3-2 | 0-3 | 2-3 | 0-3 | 0-3 | 0-3 | 2-3 | | 3-0 | 0-3 | | | 3-0 | 3-0 | | 4 | 8 | 33% |
| Composite | C Hodgson | 0-3 | 0-3 | 0-3 | 0-3 | 0-3 | 0-3 | 0-3 | 0-3 | | 0-3 | 1-3 | 0-3 | 0-3 | | | | 0 | 12 | 0% |
| | C Newman | | | | | | | | | | 1-3 | 0-3 | 0-3 | 0-3 | | | | 0 | 4 | 0% |
| | C Ng | 0-3 | 0-3 | 0-3 | 0-3 | 0-3 | 0-3 | 0-3 | 0-3 | | | | | | | | | 0 | 8 | 0% |

Under 18 Boys' Teams

| | | 1 | 2 | 3 | 4 | 5 | 6 | 7 | | | | |
|---|--------------|--------------|--------------|-------------|-----------|--------------|--------------|-----------|------|--------|----|-------|
| | | Gold Coast A | Gold Coast B | Rockhampton | Bundaberg | Presidents 2 | Presidents 1 | Composite | Wins | Losses | MP | Place |
| 1 | Gold Coast A | | 4-1 | 3-2 | 4-1 | 5-0 | 4-1 | 5-0 | 6 | 0 | 12 | 1 |
| 2 | Gold Coast B | 1-4 | | 1-4 | 3-2 | 4-1 | 4-1 | 5-0 | 4 | 2 | 10 | 3 |
| 3 | Rockhampton | 2-3 | 4-1 | | 4-1 | 5-0 | 5-0 | 5-0 | 5 | 1 | 11 | 2 |
| 4 | Bundaberg | 1-4 | 2-3 | 1-4 | | 5-0 | 4-1 | 5-0 | 3 | 3 | 9 | 4 |
| 5 | Presidents 2 | 0-5 | 1-4 | 0-5 | 0-5 | | 2-3 | 5-0 | 1 | 5 | 7 | 6 |
| 6 | Presidents 1 | 1-4 | 1-4 | 0-5 | 1-4 | 3-2 | | 5-0 | 2 | 4 | 8 | 5 |
| 7 | Composite | 0-5 | 0-5 | 0-5 | 0-5 | 0-5 | 0-5 | | 0 | 6 | 6 | 7 |

Under 18 Girls' Teams

| | | UQ | | Presidents | | Brisbane | | Bundaberg | | Wins | Losses | %Wins |
|------------|------------|----------|----------|------------|---------|----------|--------|------------|---------|------|--------|-------|
| | | A Martin | N Werner | S Barrett | J Zhang | Z Lander | S Waak | B Connolly | S Green | | | |
| UQ | A Martin | | | 3-0 | 2-3 | 3-0 | 3-0 | 3-0 | 3-1 | 5 | 1 | 83% |
| | N Werner | | | 3-0 | 0-3 | 3-1 | 3-0 | 3-0 | 3-0 | 5 | 1 | 83% |
| Presidents | S Barrett | 0-3 | 0-3 | | | 0-3 | 3-2 | 3-0 | 0-3 | 2 | 4 | 33% |
| | J Zhang | 3-2 | 3-0 | | | 3-2 | 3-0 | 3-0 | 3-0 | 6 | 0 | 100% |
| Brisbane | Z Lander | 0-3 | 1-3 | 3-0 | 2-3 | | | 3-0 | 3-1 | 3 | 3 | 50% |
| | S Waak | 0-3 | 0-3 | 2-3 | 0-3 | | | 0-3 | 0-3 | 0 | 6 | 0% |
| Bundaberg | B Connolly | 0-3 | 0-3 | 0-3 | 0-3 | 0-3 | 3-0 | | | 1 | 5 | 17% |
| | S Green | 1-3 | 0-3 | 3-0 | 0-3 | 1-3 | 3-0 | | | 2 | 4 | 33% |

Under 18 Girls' Teams

| | | UQ | Presidents | Brisbane | Bundaberg | Wins | Losses | MP | Place |
|---|------------|-----|------------|----------|-----------|------|--------|----|-------|
| 1 | UQ | | 3-2 | 5-0 | 5-0 | 3 | 0 | 6 | 1 |
| 2 | Presidents | 2-3 | | 4-1 | 4-1 | 2 | 1 | 5 | 2 |
| 3 | Brisbane | 0-5 | 1-4 | | 2-3 | 0 | 3 | 3 | 4 |
| 4 | Bundaberg | 0-5 | 1-4 | 3-2 | | 1 | 2 | 4 | 3 |

Under 15 Boys' Teams

| | | Bundaberg A | | Gold Coast | | | Cairns | | | Townsville A | | Brisbane | | Presidents | | Townsville B | | Cabarita Bch | | Bundaberg B | | Wins | Losses | % Wins |
|--------------|-------------|-------------|-----------|------------|--------|-----------|--------|---------|------------|--------------|----------|----------|----------|------------|------------|--------------|-------------|--------------|---------|-------------|-----|------|--------|--------|
| | | B Fourro | B Webster | K Werner | O Wong | G Dequina | X Lin | S Waite | P Harrison | R Kurz | P Adeney | B Lander | R Hooper | J Benzie | B Bradshaw | O Dahl | A Carpenter | D Carpenter | J Baker | C Tran | | | | |
| Bundaberg A | B Fourro | | | 3-0 | | 3-1 | 3-1 | 1-3 | 3-0 | 3-0 | 3-0 | 2-3 | 3-1 | 3-0 | 3-0 | 2-3 | 3-1 | 3-0 | 3-0 | 2-3 | 12 | 4 | 75% | |
| | B Webster | | | 3-0 | | 3-0 | 3-1 | 3-1 | 3-1 | 3-0 | 3-0 | 3-0 | 3-0 | 3-0 | 3-0 | 1-3 | 3-0 | 3-1 | 3-0 | 3-1 | 15 | 1 | 94% | |
| Gold Coast | K Werner | 0-3 | 0-3 | | | | 3-1 | 1-3 | | | 3-0 | 0-3 | 3-2 | 3-0 | 3-0 | 2-3 | 3-0 | 3-0 | | | 7 | 5 | 58% | |
| | O Wong | | | | | | 3-1 | 1-3 | 3-1 | 3-0 | 3-0 | 1-3 | | | 3-0 | 2-3 | 3-0 | 3-0 | 3-0 | 3-2 | 9 | 3 | 75% | |
| | G Dequina | 1-3 | 0-3 | | | | | | 0-3 | 0-3 | | | | 0-3 | 3-1 | | | | | 1-3 | 1-3 | 1 | 7 | 13% |
| Cairns | X Lin | 1-3 | 1-3 | 1-3 | 1-3 | | | | 2-3 | 3-1 | 3-1 | 1-3 | 3-2 | 3-0 | 3-0 | 0-3 | 3-0 | 3-0 | 3-1 | 3-0 | 9 | 7 | 56% | |
| | S Waite | 3-1 | 1-3 | 3-1 | 3-1 | | | | 3-0 | 3-0 | 3-0 | 3-2 | 3-0 | 3-0 | 3-0 | 3-2 | 3-0 | 3-0 | 1-3 | 3-1 | 14 | 2 | 88% | |
| Townsville A | P Harrison | 0-3 | 1-3 | | 1-3 | 3-0 | 3-2 | 0-3 | | | 3-1 | 0-3 | 3-1 | 3-0 | 3-0 | 1-3 | 3-0 | 2-3 | 3-0 | 1-3 | 8 | 8 | 50% | |
| | R Kurz | 0-3 | 0-3 | | 0-3 | 3-0 | 1-3 | 0-3 | | | 3-0 | 3-1 | 3-2 | 3-0 | 3-0 | 1-3 | 3-2 | 3-0 | 3-1 | 2-3 | 9 | 7 | 56% | |
| Brisbane | P Adeney | 0-3 | 0-3 | 0-3 | 0-3 | | 1-3 | 0-3 | 1-3 | 0-3 | | | 0-3 | 3-0 | 3-0 | 0-3 | 3-1 | 0-3 | 0-3 | 0-3 | 3 | 13 | 19% | |
| | B Lander | 3-2 | 0-3 | 3-0 | 3-1 | | 3-1 | 2-3 | 3-0 | 1-3 | | | 2-3 | 3-0 | 3-0 | 1-3 | 3-0 | 3-1 | 3-0 | 3-0 | 11 | 5 | 69% | |
| Presidents | R Hooper | 1-3 | 0-3 | 2-3 | | 3-0 | 2-3 | 0-3 | 1-3 | 2-3 | 3-2 | 3-0 | | | 3-0 | 1-3 | 3-0 | 3-0 | 0-3 | 3-2 | 7 | 9 | 44% | |
| | J Benzie | 0-3 | 0-3 | 0-3 | | 1-3 | 0-3 | 0-3 | 0-3 | 0-3 | 0-3 | 0-3 | | | 3-1 | 0-3 | 3-2 | 2-3 | 0-3 | 1-3 | 2 | 14 | 13% | |
| Townsville B | B Bradshaw | 0-3 | 0-3 | 0-3 | 0-3 | | 0-3 | 0-3 | 0-3 | 0-3 | 0-3 | 0-3 | 1-3 | | | 1-3 | 0-3 | 0-3 | 0-3 | 0-3 | 0 | 16 | 0% | |
| | O Dahl | 3-2 | 3-1 | 3-2 | 3-2 | | 3-0 | 2-3 | 3-1 | 3-1 | 3-0 | 3-1 | 3-1 | 3-0 | | | 3-0 | 3-0 | 3-0 | 3-2 | 15 | 1 | 94% | |
| Cabarita Bch | A Carpenter | 1-3 | 0-3 | 0-3 | 0-3 | | 0-3 | 0-3 | 0-3 | 2-3 | 1-3 | 0-3 | 0-3 | 2-3 | 3-1 | 0-3 | | | 0-3 | 1-3 | 1 | 15 | 6% | |
| | D Carpenter | 0-3 | 1-3 | 0-3 | 0-3 | | 0-3 | 0-3 | 3-2 | 0-3 | 3-0 | 1-3 | 0-3 | 3-2 | 3-0 | 0-3 | | | 3-1 | 3-0 | 6 | 10 | 38% | |
| Bundaberg B | J Baker | 0-3 | 0-3 | | 2-3 | 3-1 | 1-3 | 3-1 | 0-3 | 1-3 | 3-0 | 0-3 | 3-0 | 3-0 | 0-3 | 0-3 | 3-0 | 1-3 | | | 6 | 10 | 38% | |
| | C Tran | 3-2 | 1-3 | | 0-3 | 3-1 | 0-3 | 1-3 | 3-1 | 3-2 | 3-0 | 0-3 | 2-3 | 3-1 | 3-0 | 2-3 | 3-1 | 0-3 | | | 8 | 8 | 50% | |

| Under 15 Boys' Team | | | | | | | | | | | | | | |
|----------------------------|-----------------------|-------------|------------|--------|--------------|----------|------------|--------------|----------------|-------------|------|--------|----|-------|
| | | Bundaberg A | Gold Coast | Cairns | Townsville A | Brisbane | Presidents | Townsville B | Cabarita Beach | Bundaberg B | Wins | Losses | MP | Place |
| 1 | Bundaberg A | | 5-0 | 4-1 | 5-0 | 4-1 | 5-0 | 3-2 | 5-0 | 4-1 | 8 | 0 | 16 | 1 |
| 2 | Gold Coast | 0-5 | | 2-3 | 3-2 | 3-2 | 4-1 | 3-2 | 5-0 | 2-3 | 5 | 3 | 13 | 4 |
| 3 | Cairns | 1-4 | 3-2 | | 4-1 | 4-1 | 5-0 | 4-1 | 5-0 | 3-2 | 7 | 1 | 15 | 2 |
| 4 | Townsville A | 0-5 | 2-3 | 1-4 | | 4-1 | 5-0 | 3-2 | 3-2 | 2-3 | 4 | 4 | 12 | 5 |
| 5 | Brisbane | 1-4 | 2-3 | 1-4 | 1-4 | | 3-2 | 2-3 | 4-1 | 2-3 | 2 | 6 | 10 | 7 |
| 6 | Presidents | 0-5 | 1-4 | 0-5 | 0-5 | 2-3 | | 2-3 | 4-1 | 1-4 | 1 | 7 | 9 | 8 |
| 7 | Townsville B | 2-3 | 2-3 | 1-4 | 2-3 | 3-2 | 3-2 | | 3-2 | 2-3 | 3 | 5 | 11 | 6 |
| 8 | Cabarita Beach | 0-5 | 0-5 | 0-5 | 2-3 | 1-4 | 1-4 | 2-3 | | 2-3 | 0 | 8 | 8 | 9 |
| 9 | Bundaberg B | 1-4 | 3-2 | 2-3 | 3-2 | 3-2 | 4-1 | 3-2 | 3-2 | | 6 | 2 | 14 | 3 |

Under 13 Boys' Teams

| | | | Bundaberg A | | Brisbane A | | Noosa | | Gatton | | Brisbane B | | | Bundaberg B | | Presidents | | Wins | Losses | Win % |
|---|-------------|---------------|-------------|---------|------------|-----------|----------|--------|---------------|----------|------------|----------|------------|-------------|-----------|------------|------------|------|--------|-------|
| | | | H Green | K Luthe | J Ansen | M Dvorani | D Benzie | P Tate | B Christensen | M Hooper | E Adeney | L Adeney | P Cavanagh | B Connolly | S Freeman | A Donohue | D McDermid | | | |
| 1 | Bundaberg A | H Green | | | 3-0 | 0-3 | 3-0 | 3-0 | 3-0 | 3-0 | 3-0 | | 3-0 | 3-1 | 3-0 | 3-0 | 3-0 | 11 | 1 | 92% |
| | | K Luthe | | | 3-0 | 0-3 | 3-0 | 3-0 | 3-0 | 3-0 | 3-0 | | 3-0 | 3-0 | 3-0 | 3-0 | 3-0 | 11 | 1 | 92% |
| 2 | Brisbane A | J Ansen | 0-3 | 0-3 | | | 0-3 | 3-0 | 3-0 | 3-0 | | 3-0 | 3-0 | 2-3 | 3-2 | 3-2 | 3-0 | 8 | 4 | 67% |
| | | M Dvorani | 3-0 | 3-0 | | | 3-1 | 3-0 | 3-0 | 3-0 | | 3-0 | 3-0 | 3-0 | 3-0 | 3-0 | 3-0 | 12 | 0 | 100% |
| 3 | Noosa | D Benzie | 0-3 | 0-3 | 3-0 | 1-3 | | | 3-0 | 3-0 | 3-0 | 3-0 | | 3-0 | 3-1 | 3-0 | 3-0 | 9 | 3 | 75% |
| | | P Tate | 0-3 | 0-3 | 0-3 | 0-3 | | | 1-3 | 0-3 | 0-3 | 1-3 | | 0-3 | 0-3 | 0-3 | 1-3 | 0 | 12 | 0% |
| 4 | Gatton | B Christensen | 0-3 | 0-3 | 0-3 | 0-3 | 0-3 | 3-1 | | | 0-3 | | 2-3 | 0-3 | 0-3 | 0-3 | 3-1 | 2 | 10 | 17% |
| | | M Hooper | 0-3 | 0-3 | 0-3 | 0-3 | 0-3 | 3-0 | | | 0-3 | | 3-0 | 0-3 | 3-2 | 1-3 | 3-0 | 4 | 8 | 33% |
| 5 | Brisbane B | E Adeney | 0-3 | 0-3 | | | 0-3 | 3-0 | 3-0 | 3-0 | | | | 0-3 | 3-1 | 3-1 | 3-2 | 6 | 4 | 60% |
| | | L Adeney | | | 0-3 | 0-3 | 0-3 | 3-1 | | | | | | 1-3 | 2-3 | 3-0 | 3-0 | 3 | 5 | 38% |
| | | P Cavanagh | 0-3 | 0-3 | 0-3 | 0-3 | | | 0-3 | 3-2 | | | | | | | | 1 | 5 | 17% |
| 6 | Bundaberg B | B Connolly | 1-3 | 0-3 | 3-2 | 0-3 | 0-3 | 3-0 | 3-0 | 3-0 | 3-0 | 3-1 | | | | 3-1 | 3-0 | 8 | 4 | 67% |
| | | S Freeman | 0-3 | 0-3 | 2-3 | 0-3 | 1-3 | 3-0 | 3-0 | 2-3 | 1-3 | 3-2 | | | | 0-3 | 3-0 | 4 | 8 | 33% |
| 7 | Presidents | A Donohue | 0-3 | 0-3 | 2-3 | 0-3 | 0-3 | 3-0 | 3-0 | 3-1 | 1-3 | 0-3 | | 1-3 | 3-0 | | | 4 | 8 | 33% |
| | | D McDermid | 0-3 | 0-3 | 0-3 | 0-3 | 0-3 | 3-1 | 1-3 | 0-3 | 2-3 | 0-3 | | 3-0 | 3-0 | | | 3 | 9 | 25% |

Under 13 Boys' Teams

| | | 1 | 2 | 3 | 4 | 5 | 6 | 7 | 8 | 9 | | |
|---|-------------|-------------|------------|-------|--------|------------|-------------|------------|------|--------|----|-------|
| | | Bundaberg A | Brisbane A | Noosa | Gatton | Brisbane B | Bundaberg B | Presidents | Wins | Losses | MP | Place |
| 1 | Bundaberg A | | 3-2 | 5-0 | 5-0 | 5-0 | 5-0 | 5-0 | 6 | 0 | 12 | 1 |
| 2 | Brisbane A | 2-3 | | 4-1 | 5-0 | 5-0 | 4-1 | 5-0 | 5 | 1 | 11 | 2 |
| 3 | Noosa | 0-5 | 1-4 | | 3-2 | 2-3 | 2-3 | 3-2 | 2 | 4 | 8 | 5 |
| 4 | Gatton | 0-5 | 0-5 | 2-3 | | 1-4 | 1-4 | 2-3 | 0 | 6 | 6 | 7 |
| 5 | Brisbane B | 0-5 | 0-5 | 3-2 | 4-1 | | 1-4 | 5-0 | 3 | 3 | 9 | 4 |
| 6 | Bundaberg B | 0-5 | 1-4 | 3-2 | 4-1 | 4-1 | | 4-1 | 4 | 2 | 10 | 3 |
| 7 | Presidents | 0-5 | 0-5 | 2-3 | 3-2 | 0-5 | 1-4 | | 1 | 5 | 7 | 6 |

Under 13 Girls' Teams

| | | Cabarita Bch | | Bundaberg | | | Brisbane | | Presidents | | Wins | Losses | % wins |
|--------------|-----------------|--------------|-----------------|-----------|---------|--------|-----------|-----------|------------|------------|------|--------|--------|
| | | D Townsend | M Alexandersson | T Green | L Scott | R Tran | M Bakanay | R Samnani | R Stanley | L Bradshaw | | | |
| Cabarita Bch | D Townsend | | | 3-0 | | 2-3 | 3-0 | 3-0 | 1-3 | 3-0 | 4 | 2 | 67% |
| | M Alexandersson | | | 3-0 | | 3-0 | 3-0 | 3-0 | 1-3 | 3-0 | 5 | 1 | 83% |
| Bundaberg | T Green | 0-3 | 0-3 | | | | | | 0-3 | 3-0 | 1 | 3 | 25% |
| | L Scott | | | | | | 3-0 | 3-1 | | | 2 | 0 | 100% |
| | R Tran | 3-2 | 0-3 | | | | 3-0 | 3-0 | 1-3 | 3-0 | 4 | 2 | 67% |
| Brisbane | M Bakanay | 0-3 | 0-3 | | 0-3 | 0-3 | | | 0-3 | 3-2 | 1 | 5 | 17% |
| | R Samnani | 0-3 | 0-3 | | 1-3 | 0-3 | | | 0-3 | 3-1 | 1 | 5 | 17% |
| Presidents | R Stanley | 3-1 | 3-1 | 3-0 | | 3-1 | 3-0 | 3-0 | | | 6 | 0 | 100% |
| | L Bradshaw | 0-3 | 0-3 | 0-3 | | 0-3 | 2-3 | 1-3 | | | 0 | 6 | 0% |

Under 13 Girls' Teams

| | | Cabarita Bch | Bundaberg | Brisbane | Presidents | Wins | Losses | MP | Place |
|---|---------------------|--------------|-----------|----------|------------|------|--------|----|-------|
| 1 | Cabarita Bch | | 4-1 | 5-0 | 3-2 | 3 | 0 | 6 | 1 |
| 2 | Bundaberg | 1-4 | | 5-0 | 3-2 | 2 | 1 | 5 | 2 |
| 3 | Brisbane | 0-5 | 0-5 | | 2-3 | 0 | 3 | 3 | 4 |
| 4 | Presidents | 2-3 | 2-3 | 3-2 | | 1 | 2 | 4 | 3 |

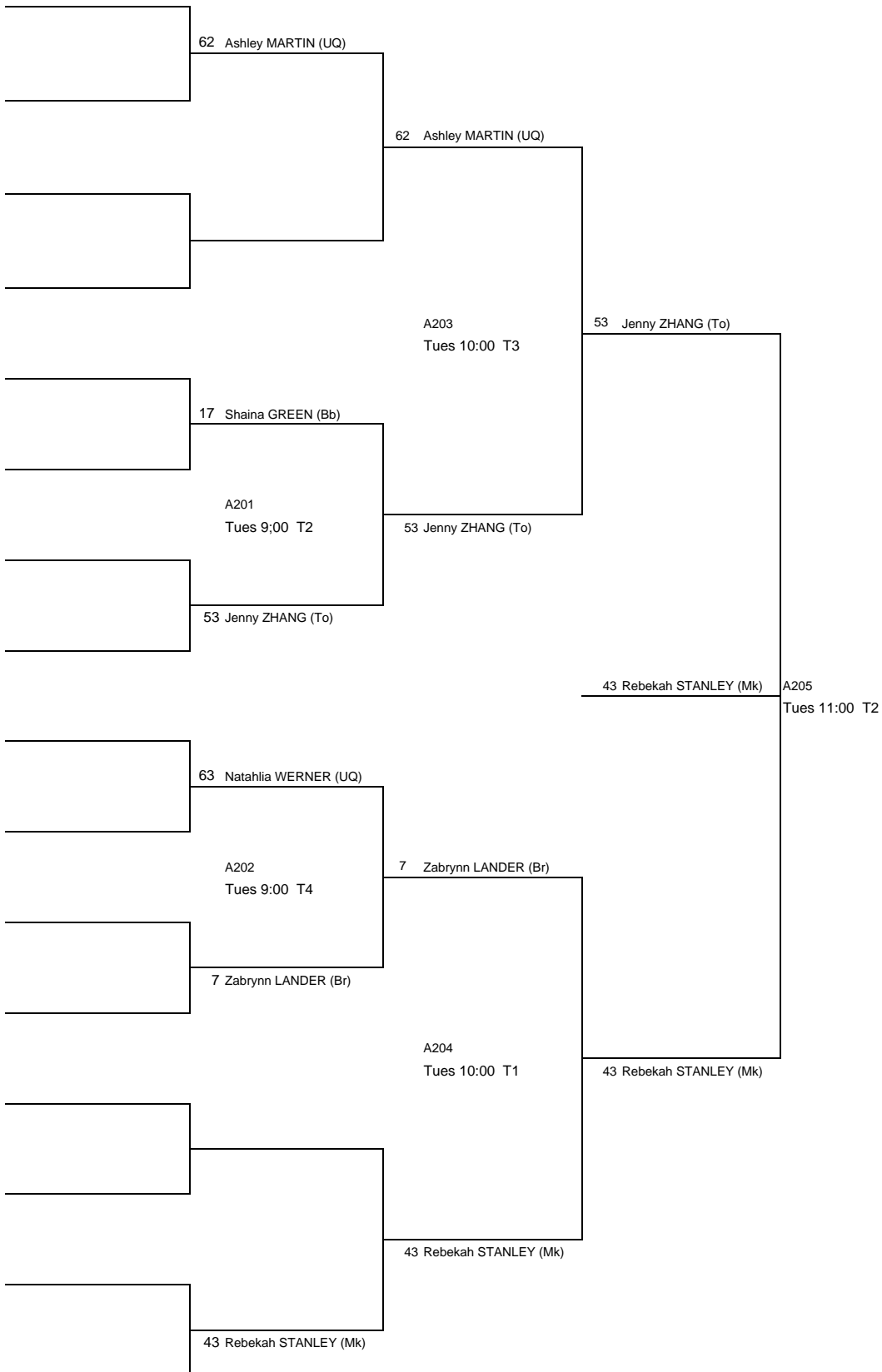
Queensland Juniors 2013

U18 Boys'Singles



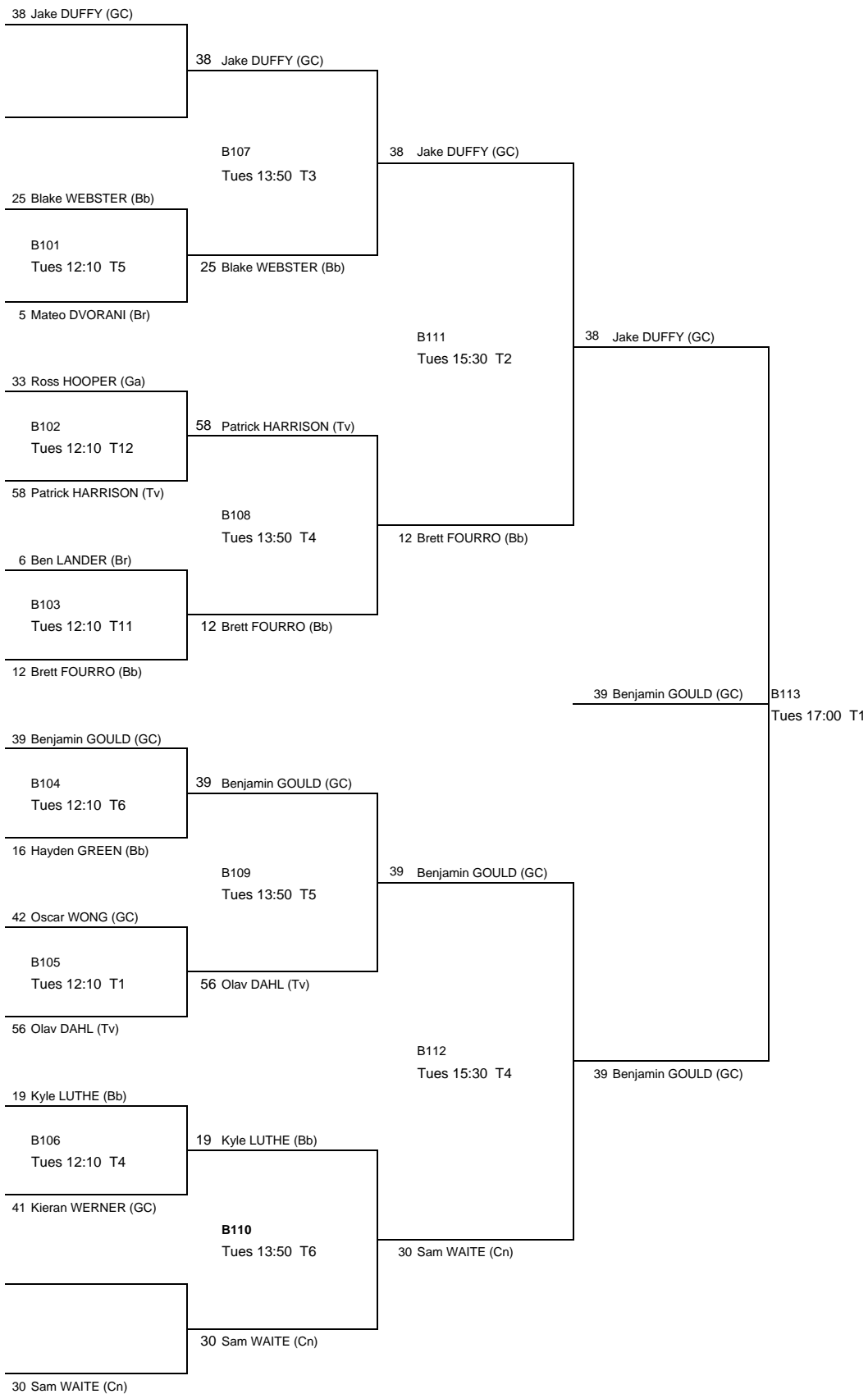
Queensland Juniors 2013

U18 Girls'Singles



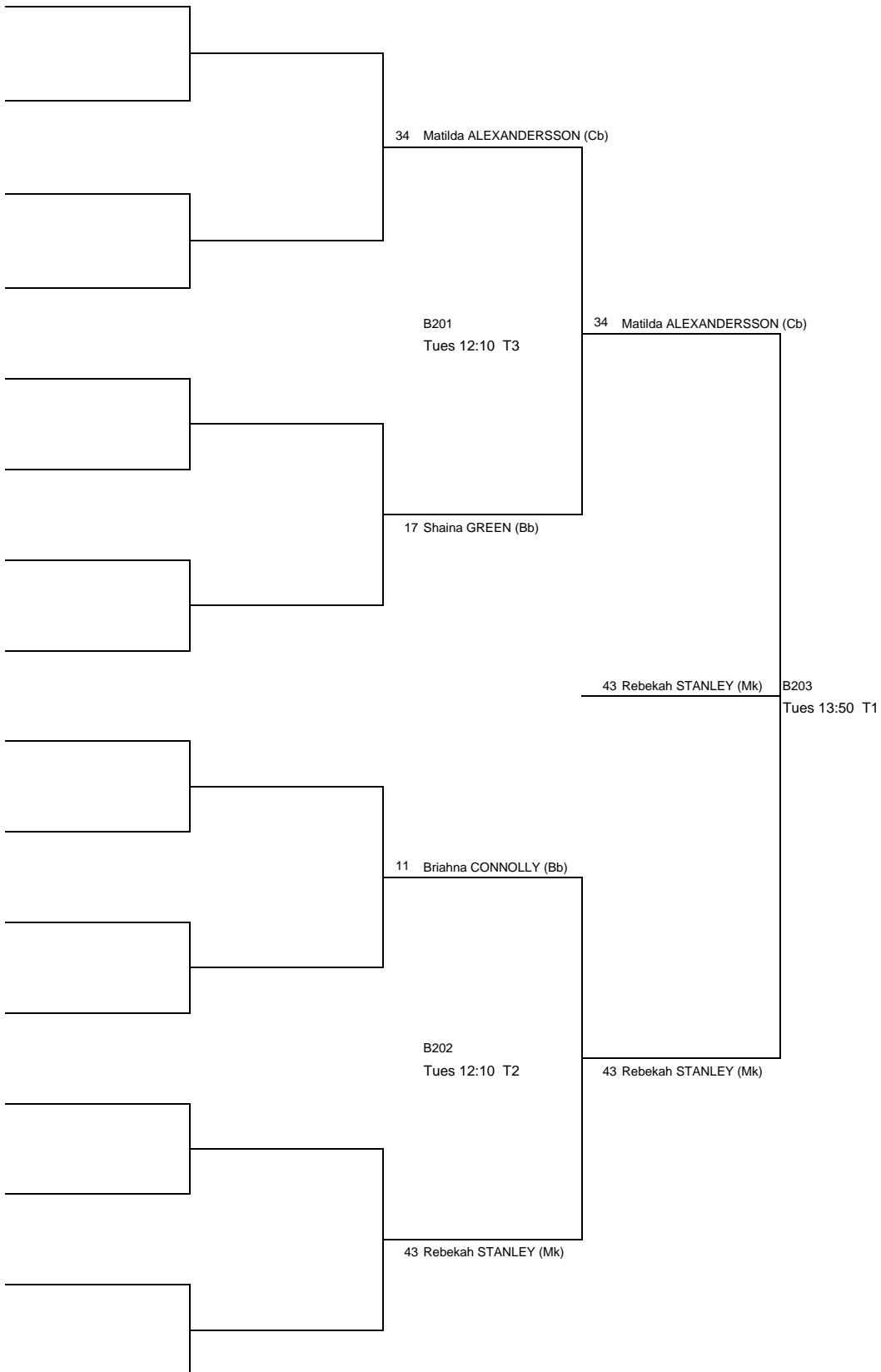
Queensland Juniors 2013

U15 Boys' Singles



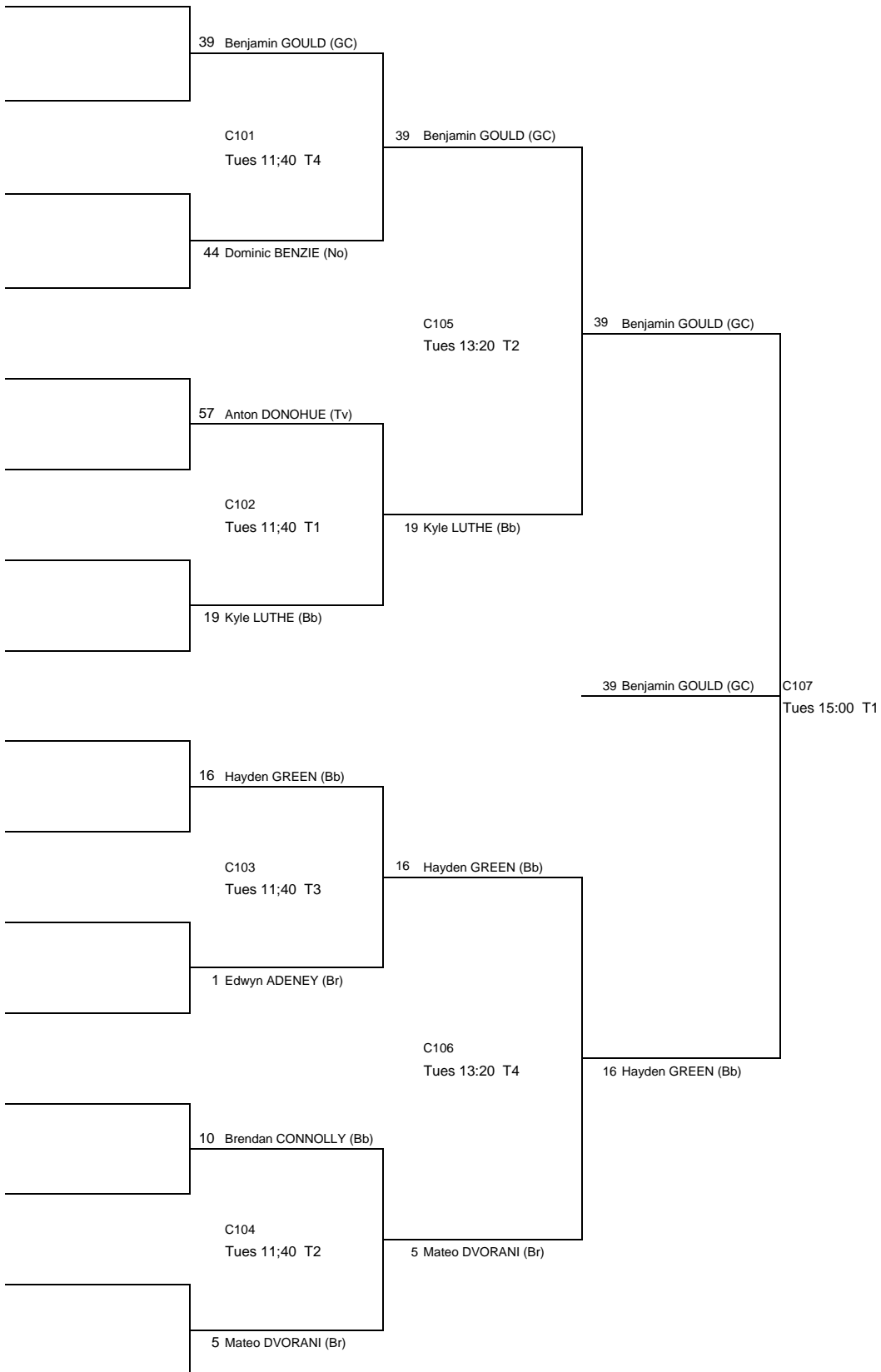
Queensland Juniors 2013

U15 Girls'Singles



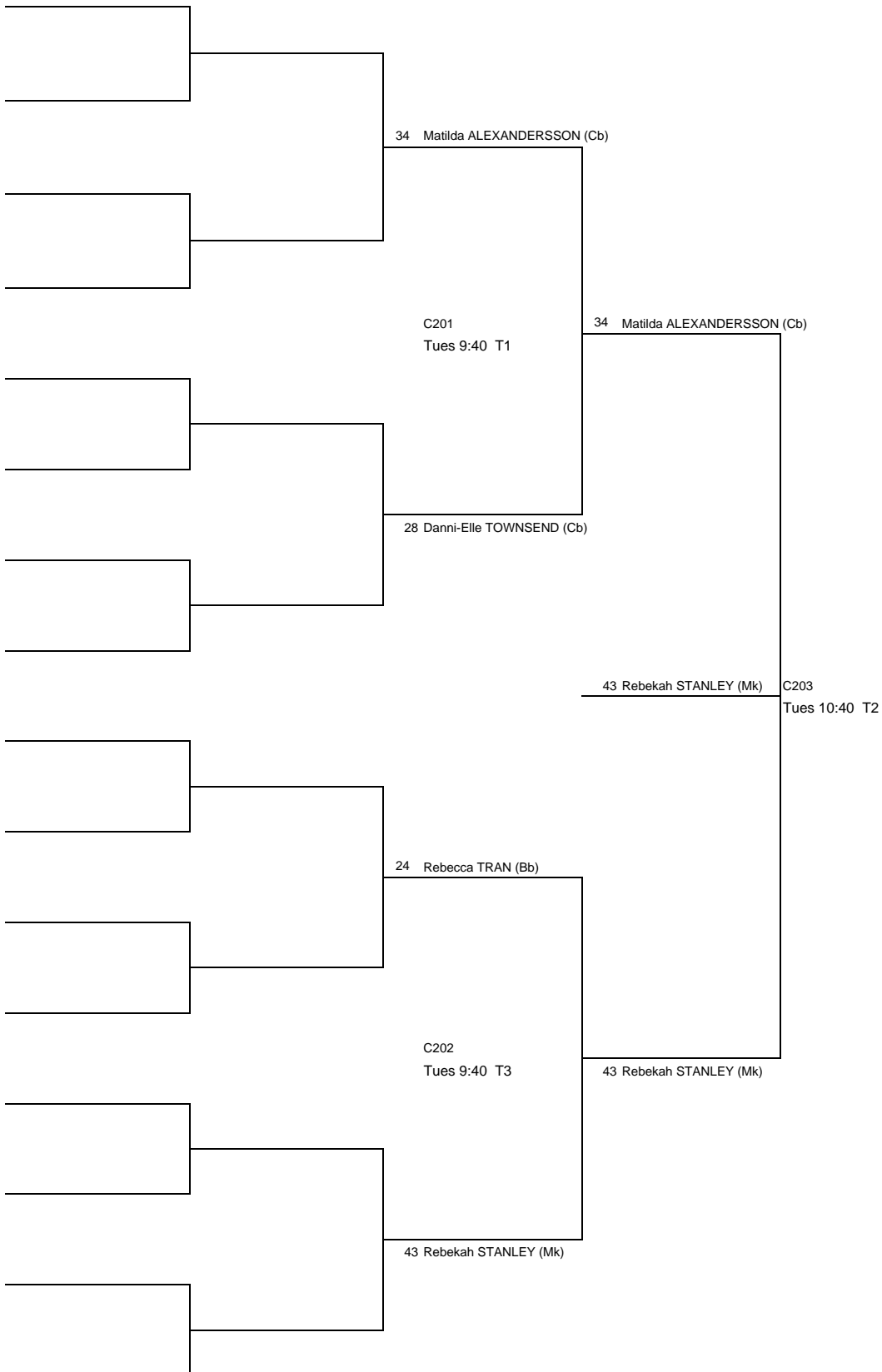
Queensland Juniors 2013

U13 Boys' Singles



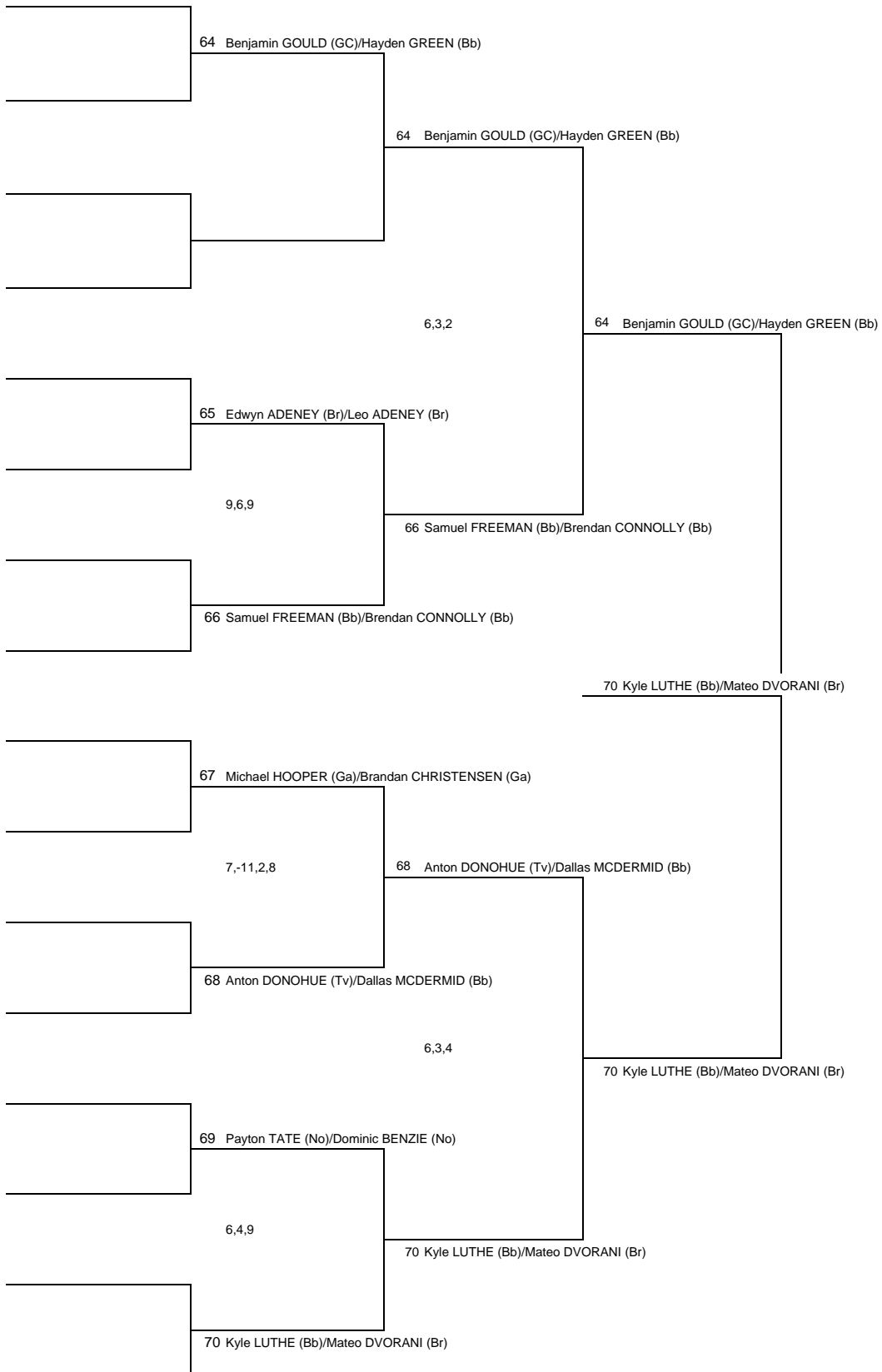
Queensland Juniors 2013

U13 Girls'Singles



Queensland Juniors 2013

U13 Boys' Doubles



Queensland Juniors 2013

Under 13 Girls' Doubles

GROUP : A

Table Number: 8

Day: Sunday

| | | PLAYERS' NAMES | | | |
|-----|-----------|---|--|--|--|
| 130 | A. | Danni-Elle TOWNSEND (Cb)/Matilda ALEXANDERSSON (Cb) | | | |
| 131 | B. | Rebecca TRAN (Bb)/Rebekah STANLEY (Mk) | | | |
| 132 | C. | Tahnee GREEN (Bb)/Leah SCOTT (Bb) | | | |

WINNER : _____

RUNNER-UP : _____

MATCH 1

A. Danni-Elle TOWNSEND (Cb)/Matilda ALEXANDERSSON (Cb)

| | | | | |
|----|----|----|--|--|
| 11 | 11 | 11 | | |
| 8 | 5 | 7 | | |

C. Tahnee GREEN (Bb)/Leah SCOTT (Bb)

MATCH 2

A. Danni-Elle TOWNSEND (Cb)/Matilda ALEXANDERSSON (Cb)

| | | | | |
|----|----|----|----|----|
| 12 | 11 | 11 | 9 | 14 |
| 14 | 9 | 5 | 11 | 12 |

B. Rebecca TRAN (Bb)/Rebekah STANLEY (Mk)

MATCH 3

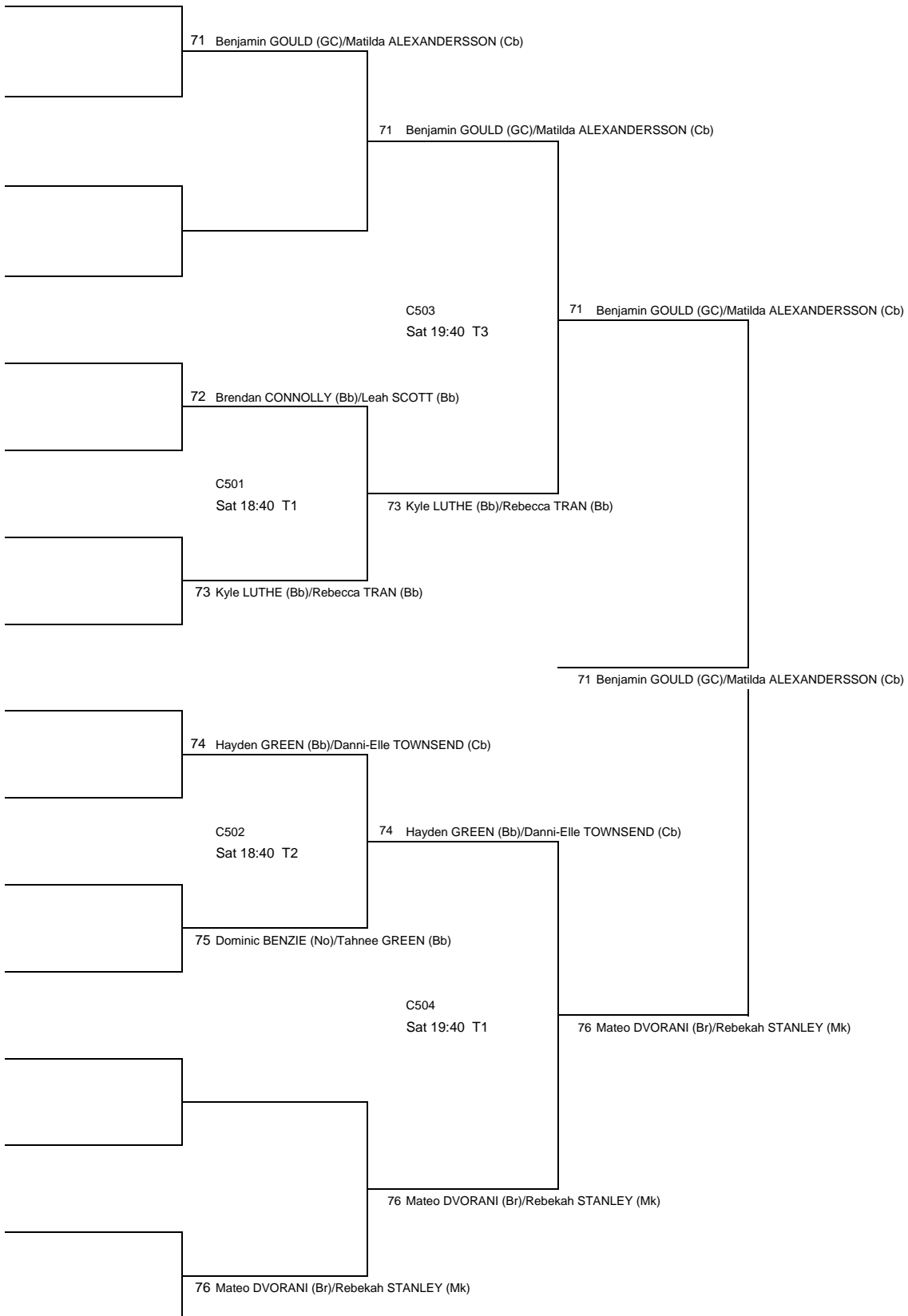
B. Rebecca TRAN (Bb)/Rebekah STANLEY (Mk)

| | | | | |
|----|----|----|--|--|
| 11 | 12 | 11 | | |
| 6 | 10 | 7 | | |

C. Tahnee GREEN (Bb)/Leah SCOTT (Bb)

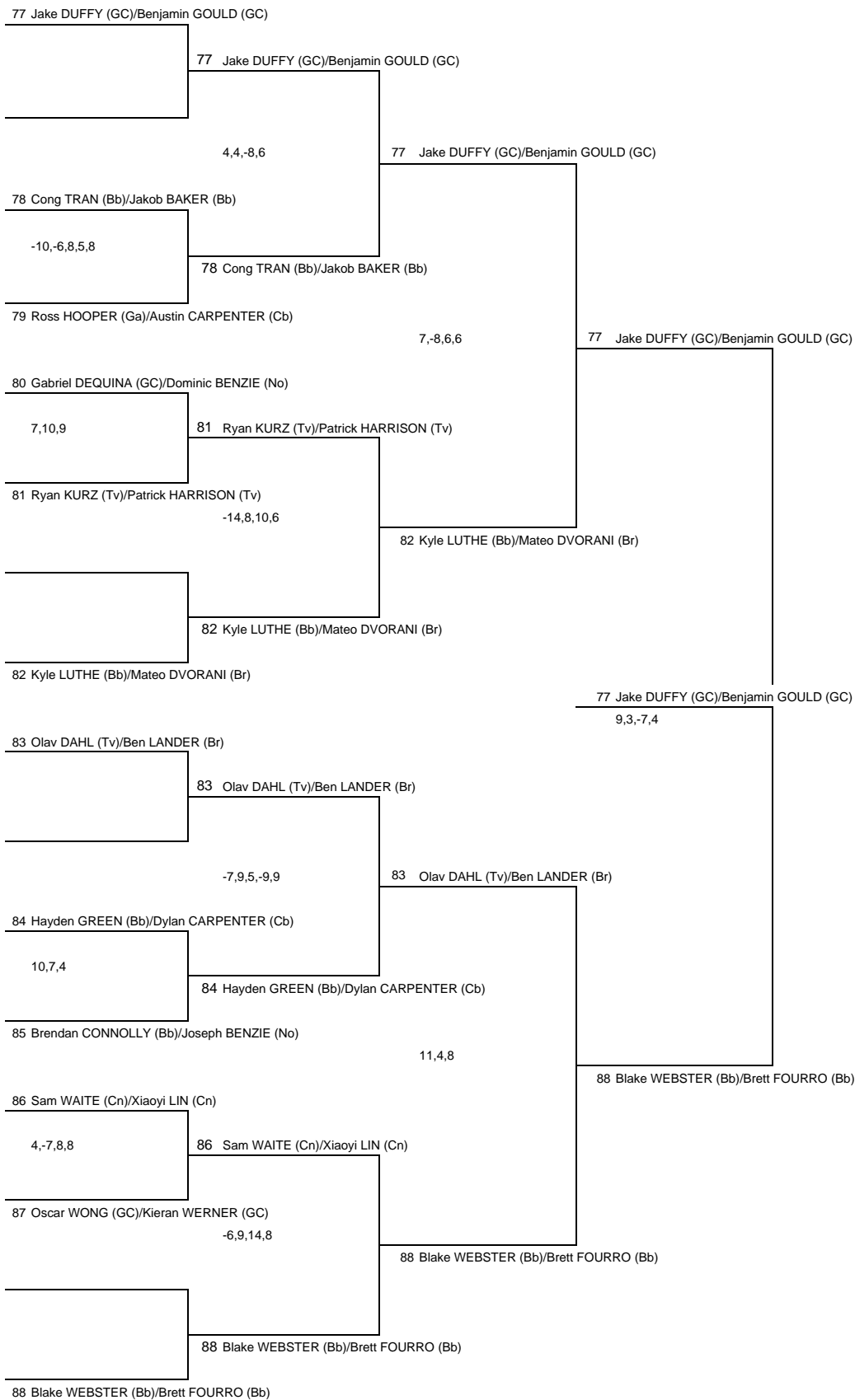
Queensland Juniors 2013

U13 Mixed Doubles



Queensland Juniors 2013

U15 Boys' Doubles



Queensland Juniors 2013

Under 15 Girls' Doubles

GROUP : A

Table Number: 8

Day: Sunday

| PLAYERS' NAMES | | | | |
|----------------|---|---|---|---|
| 133 | A. Matilda ALEXANDERSSON (Cb)/Rebekah STANLEY (Mk) | 2 | 0 | 1 |
| 134 | B. Shaina GREEN (Bb)/Briahna CONNOLLY (Bb) | 1 | 1 | 2 |
| 135 | C. Tahnee GREEN (Bb)/Leah SCOTT (Bb) | 0 | 2 | 3 |

WINNER : Matilda Alexandersson/Rebekah Stanley

RUNNER-UP : Shaina Green/Briahna Connolly

MATCH 1

A. Matilda ALEXANDERSSON (Cb)/Rebekah STANLEY (Mk)

| | | | | |
|----|----|----|--|--|
| 11 | 11 | 11 | | |
| 7 | 3 | 7 | | |

C. Tahnee GREEN (Bb)/Leah SCOTT (Bb)

MATCH 2

B Shaina GREEN (Bb)/Briahna CONNOLLY (Bb)

| | | | | |
|----|----|----|--|--|
| 11 | 11 | 11 | | |
| 8 | 6 | 8 | | |

C Tahnee GREEN (Bb)/Leah SCOTT (Bb)

MATCH 3

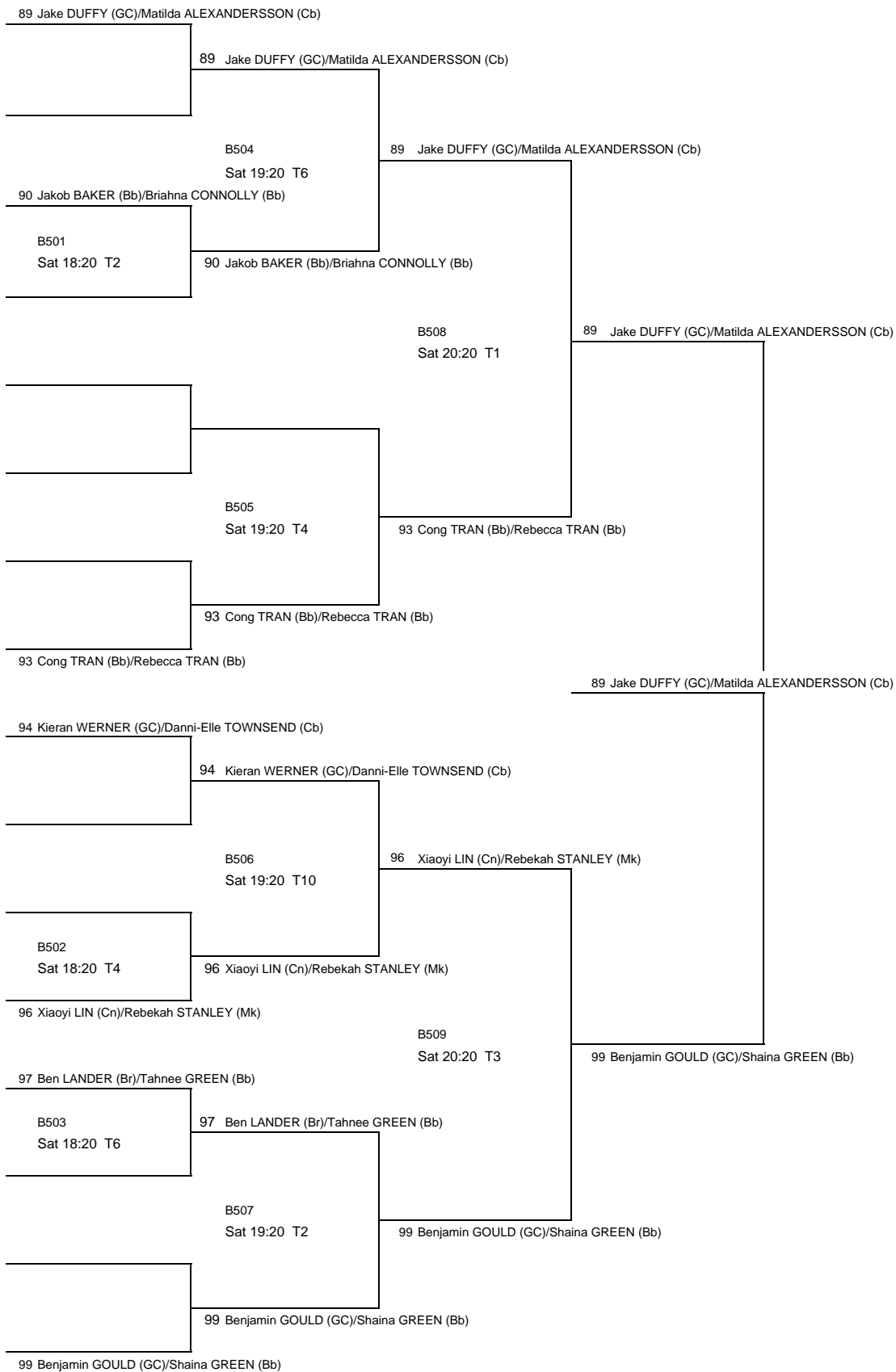
A Matilda ALEXANDERSSON (Cb)/Rebekah STANLEY (Mk)

| | | | | |
|----|----|----|----|--|
| 11 | 12 | 9 | 12 | |
| 3 | 10 | 11 | 10 | |

B Shaina GREEN (Bb)/Briahna CONNOLLY (Bb)

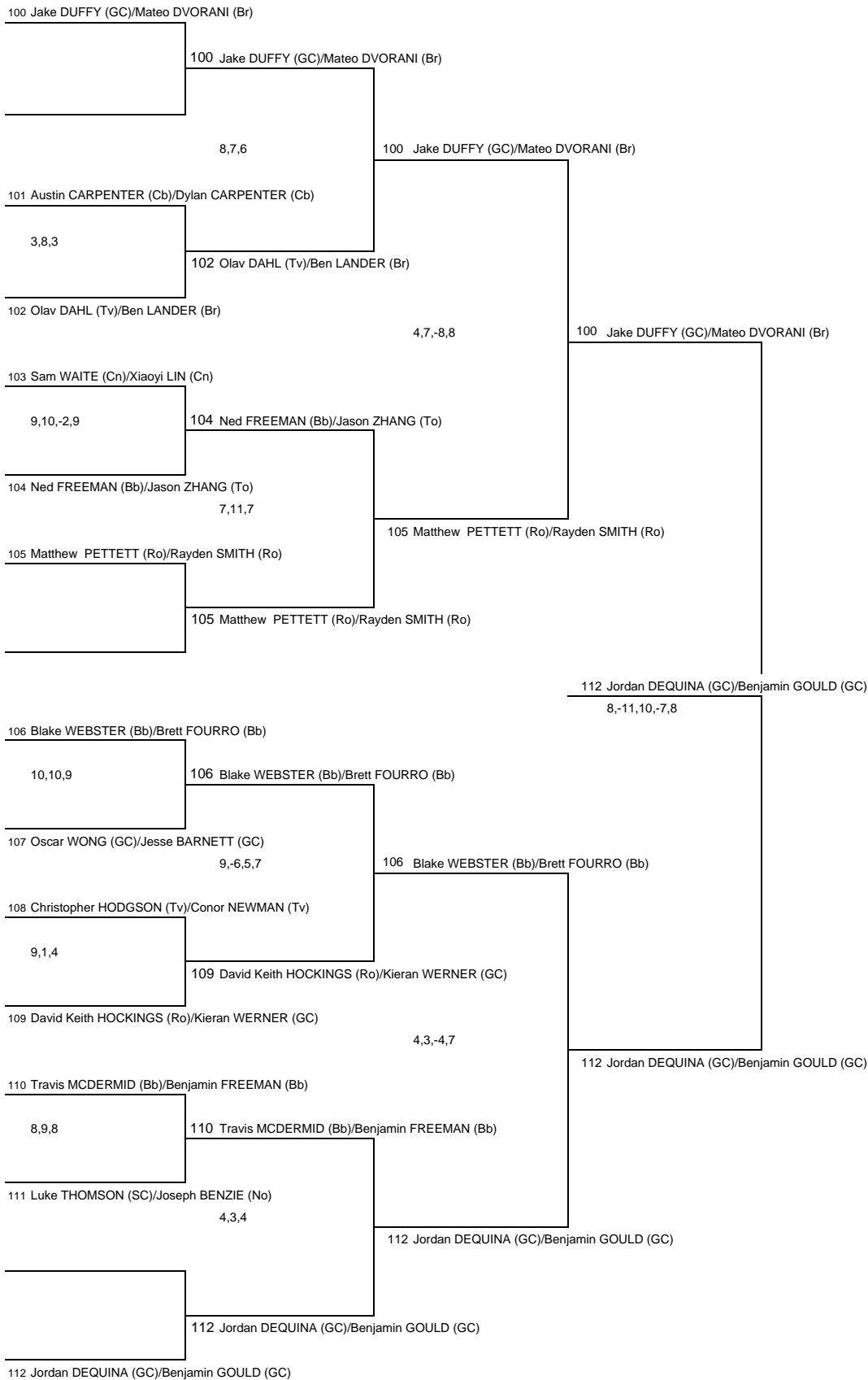
Queensland Juniors 2013

U15 Mixed Doubles



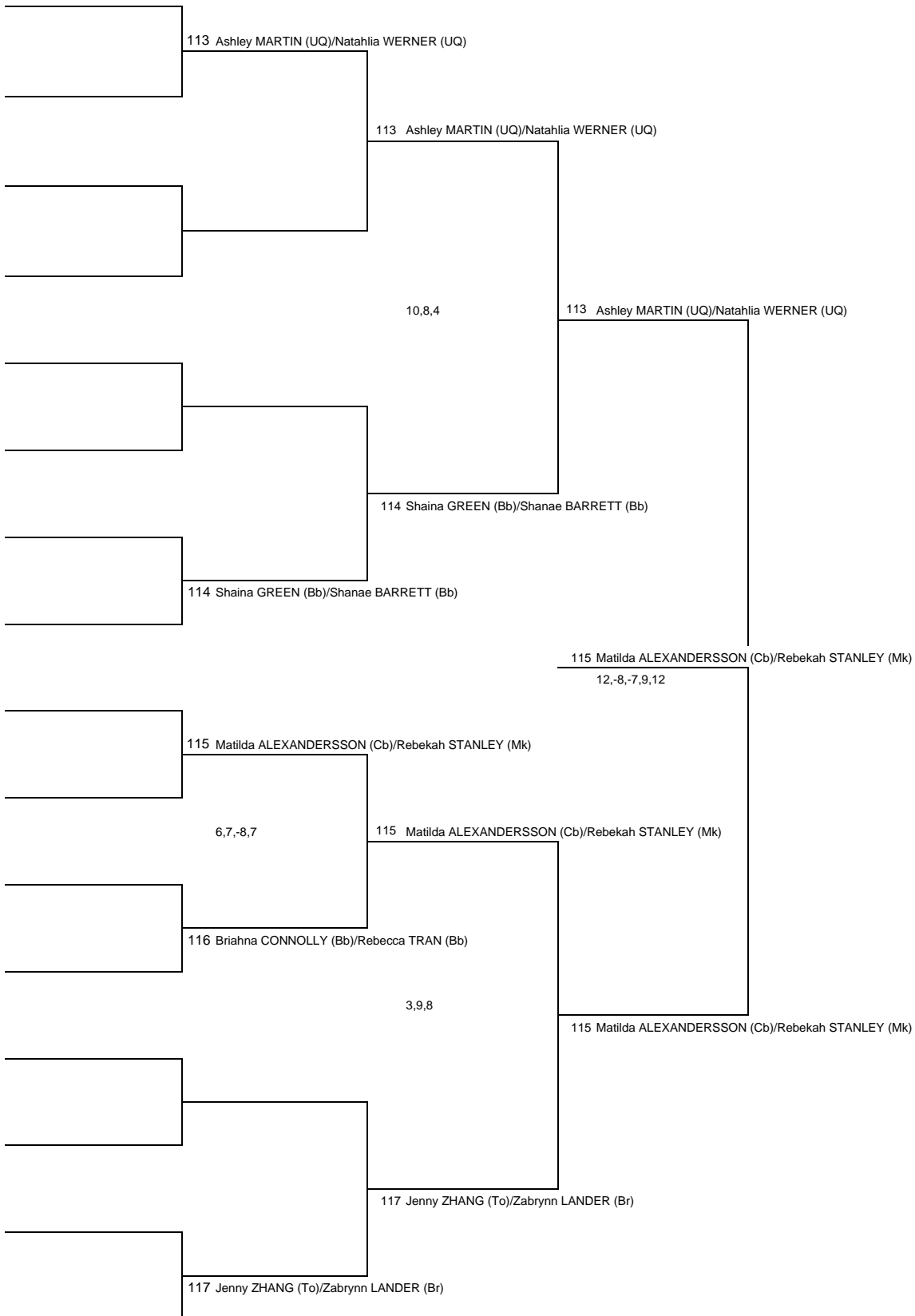
Queensland Juniors 2013

U18 Boys' Doubles



Queensland Juniors 2013

U18 Girls' Doubles



Queensland Juniors 2013

U18 Mixed Doubles

